

Emitter common (dual digital transistors)

UMG8N / FMG8A

●Features

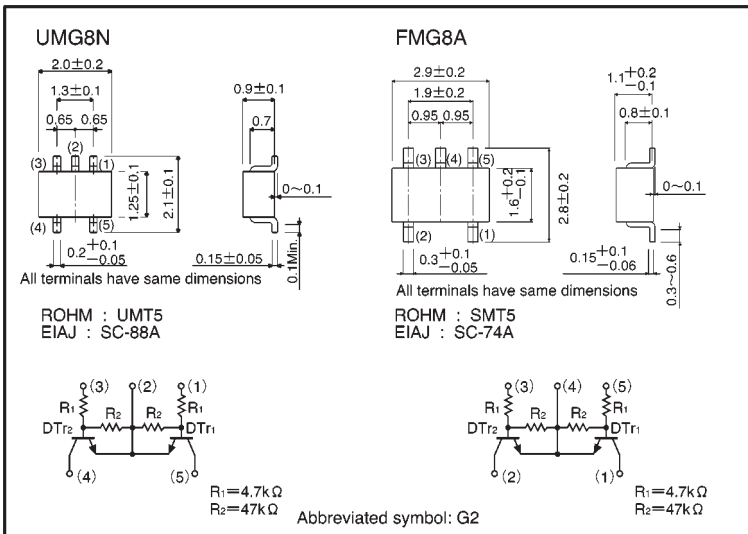
- 1) Two DTC143T chips in a UMT or SMT package.
- 2) Mounting cost and area can be cut in half.

●Structure

Epitaxial planar type
NPN silicon transistor
(Built-in resistor type)

The following characteristics apply to both DTr₁ and DTr₂.

●External dimensions (Units: mm)



●Absolute maximum ratings (Ta = 25°C)

Parameter	Symbol	Limits	Unit
Supply voltage	V _{CC}	50	V
Input voltage	V _{IN}	30	V
		-5	
Output current	I _o	100	mA
	I _{C(Max.)}	100	mA
Power dissipation	UMG8N	150 (TOTAL)	mW *1
	FMG8A	300 (TOTAL)	mW *2
Junction temperature	T _j	150	°C
Storage temperature	T _{stg}	-55~+150	°C

*1 120mW per element must not be exceeded.

*2 200mW per element must not be exceeded.

●Electrical characteristics (Ta = 25°C)

Parameter	Symbol	Min.	Typ.	Max.	Unit	Conditions
Input voltage	$V_{I(off)}$	—	—	0.5	V	$V_{CC}=5V, I_o=100\mu A$
	$V_{I(on)}$	1.3	—	—		$V_o=0.3V, I_o=5mA$
Output voltage	$V_{O(on)}$	—	0.1	0.3	V	$I_o/I_i=5mA/0.25mA$
Input current	I_i	—	—	1.8	mA	$V_i=5V$
Output current	$I_o(off)$	—	—	0.5	μA	$V_{CC}=50V, V_i=0V$
DC current gain	G_i	80	—	—	—	$V_o=5V, I_o=10mA$
Transition frequency	f_T	—	250	—	MHZ	$V_{CE}=10mA, I_E=-5mA, f=100MHZ*$
Input resistance	R_i	3.29	4.7	6.11	k Ω	—
Resistance ratio	R_2/R_1	8	10	12	—	—

* Transition frequency of the device

●Packaging specifications

Part No.	Packaging type	Taping	
	Code	TR	T148
	Basic ordering unit (pieces)	3000	3000
UMG8N		○	—
FMG8A		—	○

●Electrical characteristic curves

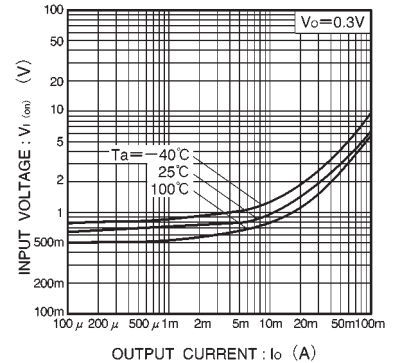


Fig.1 Input voltage vs. output current (ON characteristics)

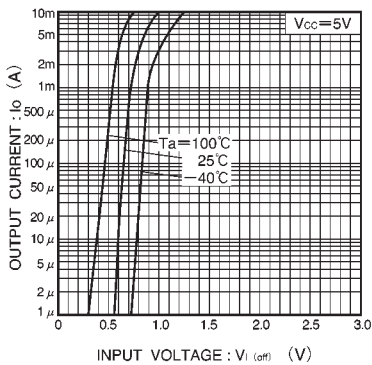


Fig.2 Output current vs. input voltage (OFF characteristics)

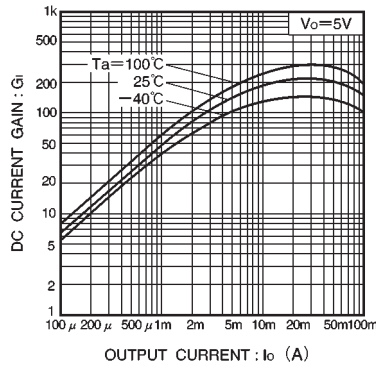


Fig.3 DC current gain vs. output current

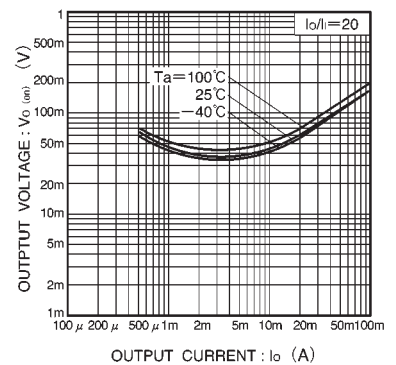


Fig.4 Output voltage vs. output current