



# STPR120A

## HIGH EFFICIENCY FAST RECOVERY DIODE

### MAIN PRODUCT CHARACTERISTICS

$I_{F(AV)}$	1 A
$V_{RRM}$	200 V
$t_{rr} (max)$	35 ns


### FEATURES AND BENEFITS

- VERY LOW SWITCHING LOSSES
- LOW FORWARD VOLTAGE DROP
- SURFACE MOUNT DEVICE
- FAST RECTIFIER EPITAXIAL DIODE

### DESCRIPTION

Single chip rectifier suited to Switched Mode Power Supplies and high frequency DC/DC converters.

Packaged in SMA, this surface mount device is intended for use in low voltage, high frequency inverters, free wheeling and polarity protection applications.



### ABSOLUTE RATINGS (limiting values)

Symbol	Parameter	Value	Unit
$V_{RRM}$	Repetitive peak reverse voltage	200	V
$I_{F(RMS)}$	RMS forward current	8	A
$I_{F(AV)}$	Average forward current	1	A
$I_{FSM}$	Surge non repetitive forward current	60	A
$T_{stg}$	Storage temperature range	- 65 to + 150	°C
$T_j$	Maximum junction temperature	150	°C

### THERMAL RESISTANCES

Symbol	Parameter	Value	Unit
$R_{th(j-l)}$	Junction to lead	30	°C/W

## STPR120A

### STATIC ELECTRICAL CHARACTERISTICS

Symbol	Tests Conditions	Tests Conditions		Min.	Typ.	Max.	Unit
$I_R^*$	Reverse leakage current	$T_j = 25^\circ\text{C}$	$V_R = V_{RRM}$			3	$\mu\text{A}$
		$T_j = 125^\circ\text{C}$			180	400	
$V_F^{**}$	Forward voltage drop	$T_j = 25^\circ\text{C}$	$I_F = 1\text{ A}$			0.9	V
		$T_j = 150^\circ\text{C}$	$I_F = 1\text{ A}$		0.65	0.71	

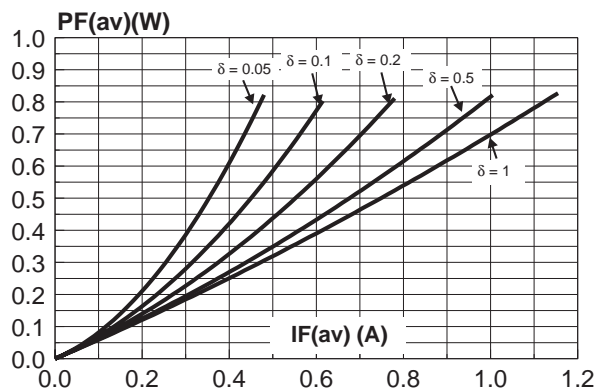
Pulse test : \*  $t_p = 5\text{ms}$ ,  $\delta < 2\%$   
\*\*  $t_p = 380\ \mu\text{s}$ ,  $\delta < 2\%$

### RECOVERY CHARACTERISTICS

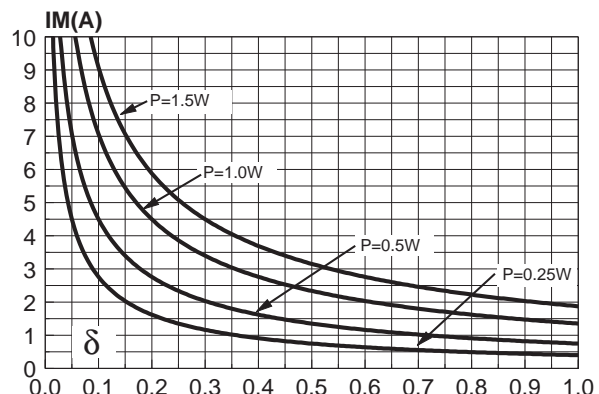
Symbol	Tests Conditions		Min.	Typ.	Max.	Unit
trr	$T_j = 25^\circ\text{C}$	$I_F = 0.50\text{ A}$ $I_R = 1\text{ A}$			25	ns
		$I_F = 1\text{ A}$ $V_R = V_{RRM}$				
tFR	$T_j = 25^\circ\text{C}$	$I_F = 1\text{ A}$ Measured at 1 V			25	
V <sub>FP</sub>	$T_j = 25^\circ\text{C}$	$I_F = 1\text{ A}$ $di_F/dt = 100\text{ A}/\mu\text{s}$			5	V

To evaluate the maximum conduction losses use the following equation :  
 $P = 0.58 \times I_{F(AV)} + 0.118 \times I_{F(RMS)}^2$

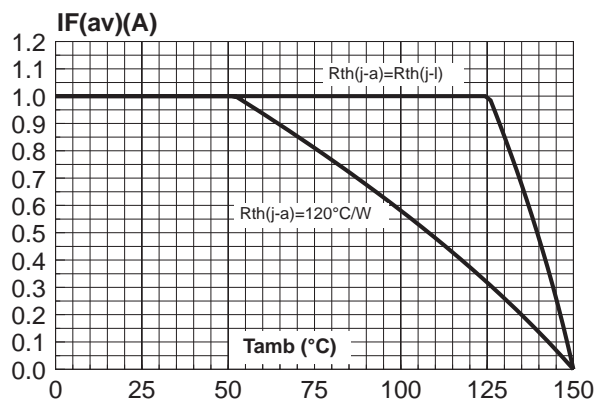
**Fig. 1:** Average forward power dissipation versus average forward current.



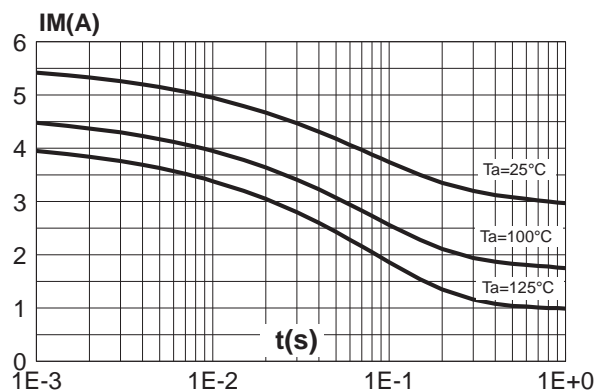
**Fig. 2:** Peak current versus form factor.



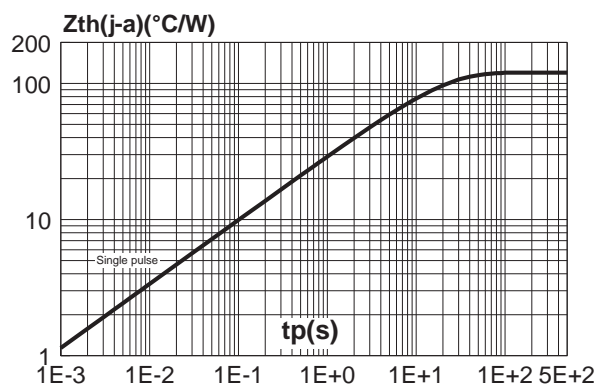
**Fig. 3:** Average forward current versus ambient temperature ( $\delta=0.5$ ).



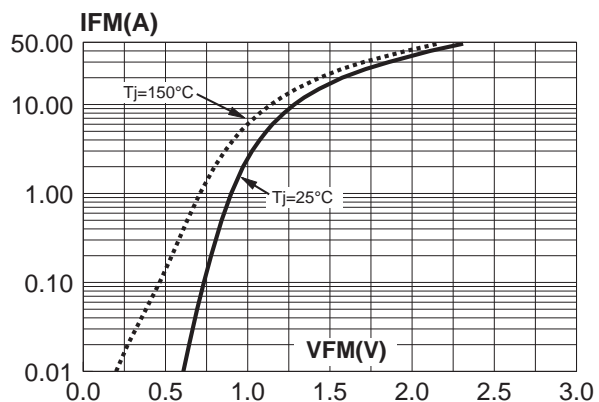
**Fig. 4:** Non repetitive surge peak forward current versus overload duration.



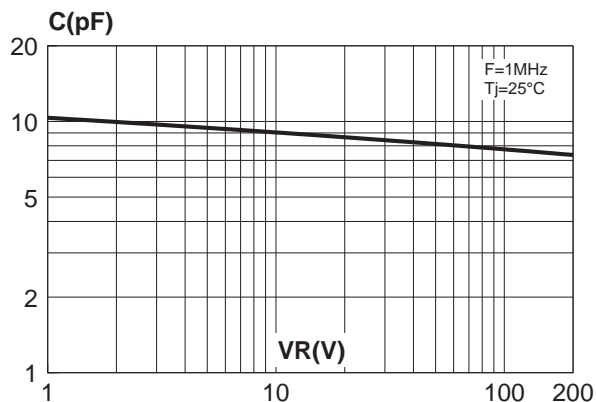
**Fig. 5:** Variation of thermal impedance junction to ambient versus pulse duration (Recommended pad layout, epoxy FR4,  $e(Cu)=35\mu m$ ).



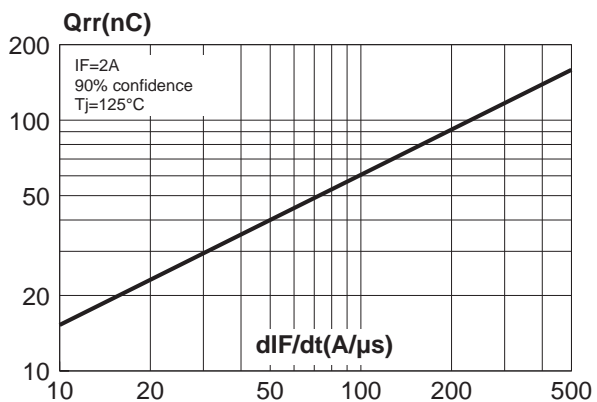
**Fig. 6:** Forward voltage drop versus forward current (maximum values).



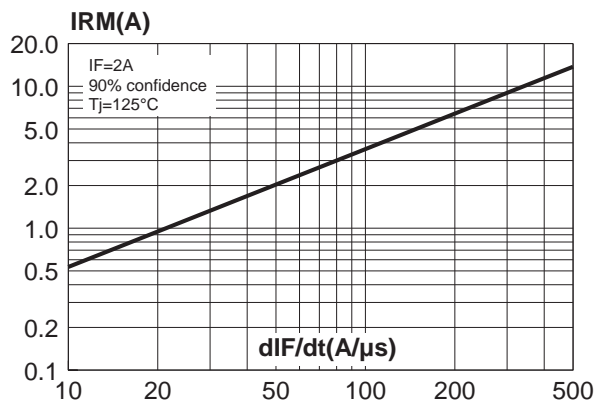
**Fig. 7:** Junction capacitance versus reverse voltage applied (typical values).



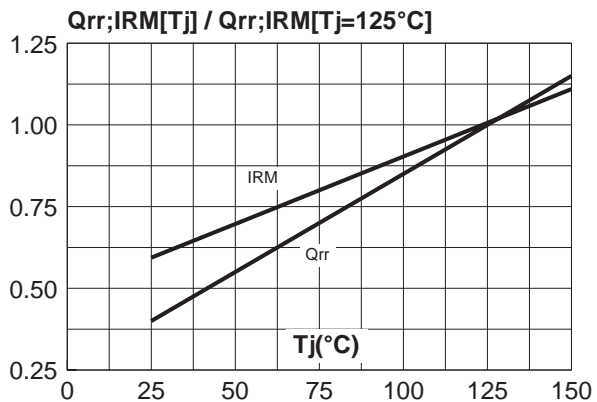
**Fig. 8:** Recovery charges versus  $dI_F/dt$



**Fig. 9:** Peak reverse recovery current versus  $dI_F/dt$ .

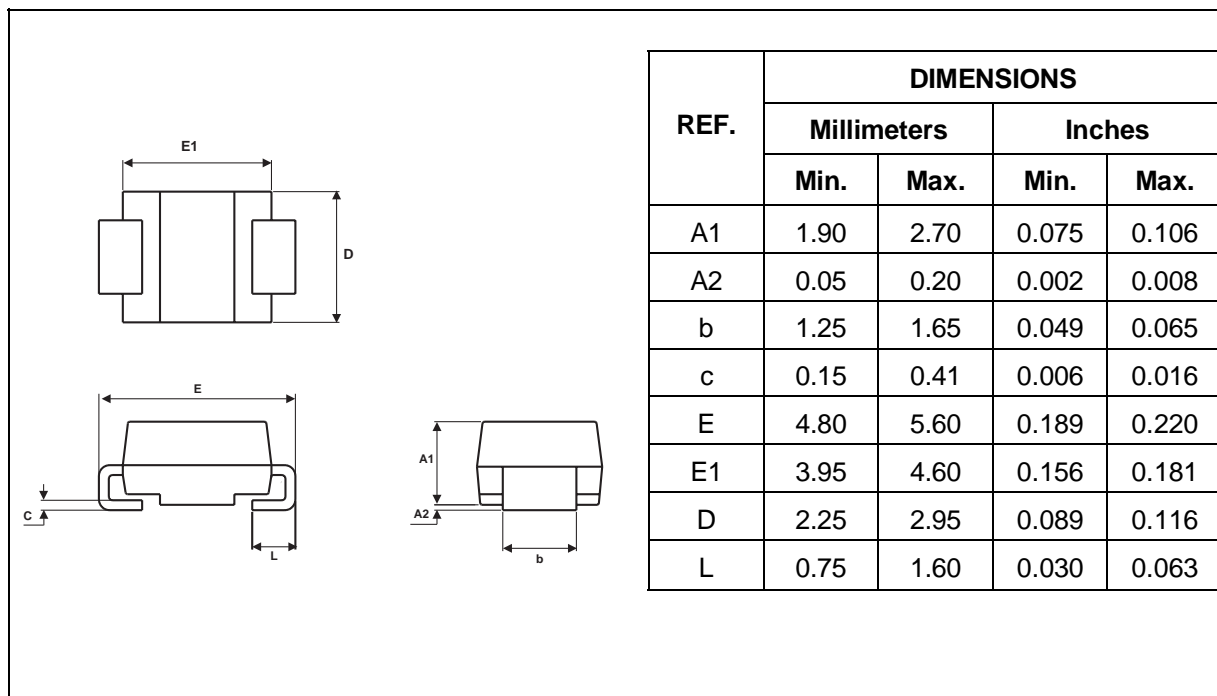


**Fig. 10:** Dynamic parameters versus junction temperature.

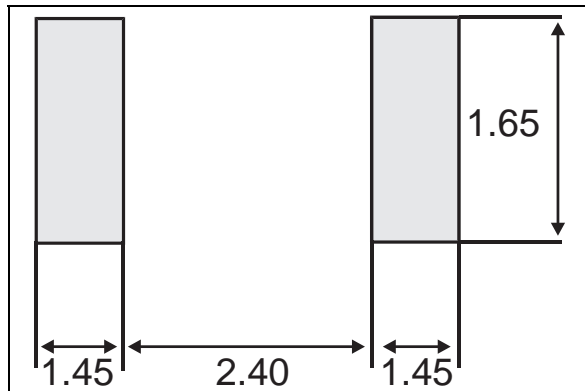


## PACKAGE MECHANICAL DATA

## SMA



## FOOT PRINT (in millimeters)



- **Marking** : R12
- Cathode band is inked

Information furnished is believed to be accurate and reliable. However, STMicroelectronics assumes no responsibility for the consequences of use of such information nor for any infringement of patents or other rights of third parties which may result from its use. No license is granted by implication or otherwise under any patent or patent rights of STMicroelectronics. Specifications mentioned in this publication are subject to change without notice. This publication supersedes and replaces all information previously supplied. STMicroelectronics products are not authorized for use as critical components in life support devices or systems without express written approval of STMicroelectronics.

The ST logo is a registered trademark of STMicroelectronics

© 1998 STMicroelectronics - Printed in Italy - All rights reserved.

STMicroelectronics GROUP OF COMPANIES

Australia - Brazil - Canada - China - France - Germany - Italy - Japan - Korea - Malaysia - Malta - Mexico - Morocco - The Netherlands - Singapore - Spain - Sweden - Switzerland - Taiwan - Thailand - United Kingdom - U.S.A.