

SANYO

No. 5164

STK397-010**Electromagnetic Focus Output
2-channel Amplifier (I_C max = 1.5A)****Overview**

The STK397-010 is a dynamic focus output amplifier IC developed for the electromagnetic focus in CRT-type projection color TVs. It can be used to drive 3 focus coils connected in series for high withstand voltage designs. Whereas the STK396-010 has a single channel built-in, the STK397-010 has 2 channels built-in and with the addition of a DBF output can drive other correction coils

Applications

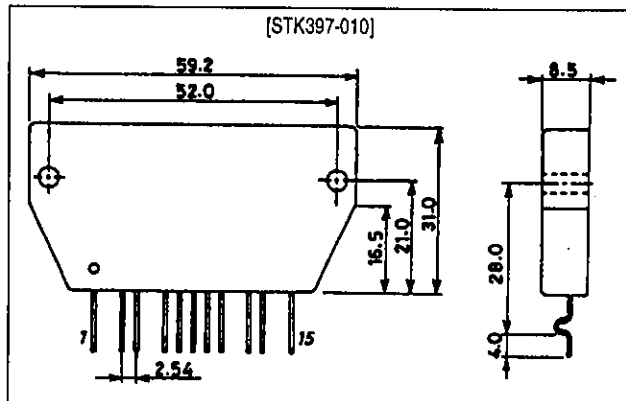
CRT-type color projection TVs

- General models
- High-quality TVs
- Ultrahigh definition projection displays

Package Dimensions

unit: mm

4160

**Series Organization**

Type No.	Maximum ratings			Electrical characteristics				Notes
	V_{CC} max	I_C max	θ_{j-c}	V_{CC}	Load inductance L	lop-p max (sawtooth wave)	Bandwidth (Hz)	
STK396-010	160V	2A	3.0°C/W	115V	1.8mH	0.6A	70 to 100k	1 channel
STK397-010	160V	1.5A	3.0°C/W	115V	1.8mH	0.6A	70 to 100k	2 channels

Specifications

Maximum Ratings at $T_a = 25^\circ\text{C}$

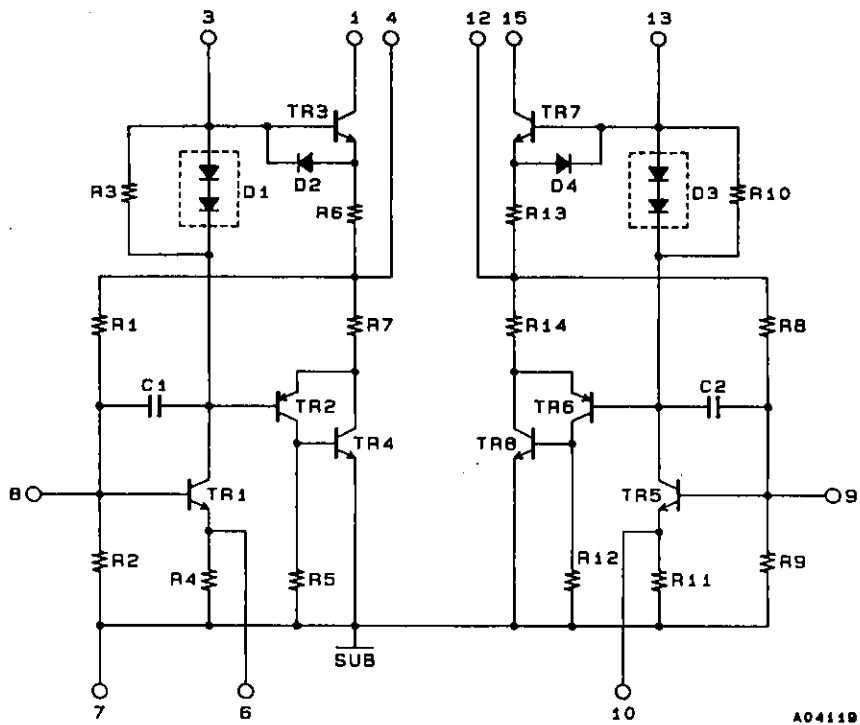
Parameter	Symbol	Conditions	Ratings	Unit
Maximum supply voltage	V_{CC} max		160	V
Maximum collector current	I_C max	Transistors 3, 4, 7 and 8	1.5	A
Thermal resistance	θ_{j-c}	Transistors 3, 4, 7 and 8, per device	3.0	°C/W
Junction temperature	TJ		150	°C
Operating substrate temperature	Tc		125	°C
Storage temperature	Tstg		-30 to +125	°C

STK397-010

Operating Characteristics at $T_a = 25^\circ\text{C}$, $R_g = 50\Omega$, $V_{CC} = \pm 115\text{V}$

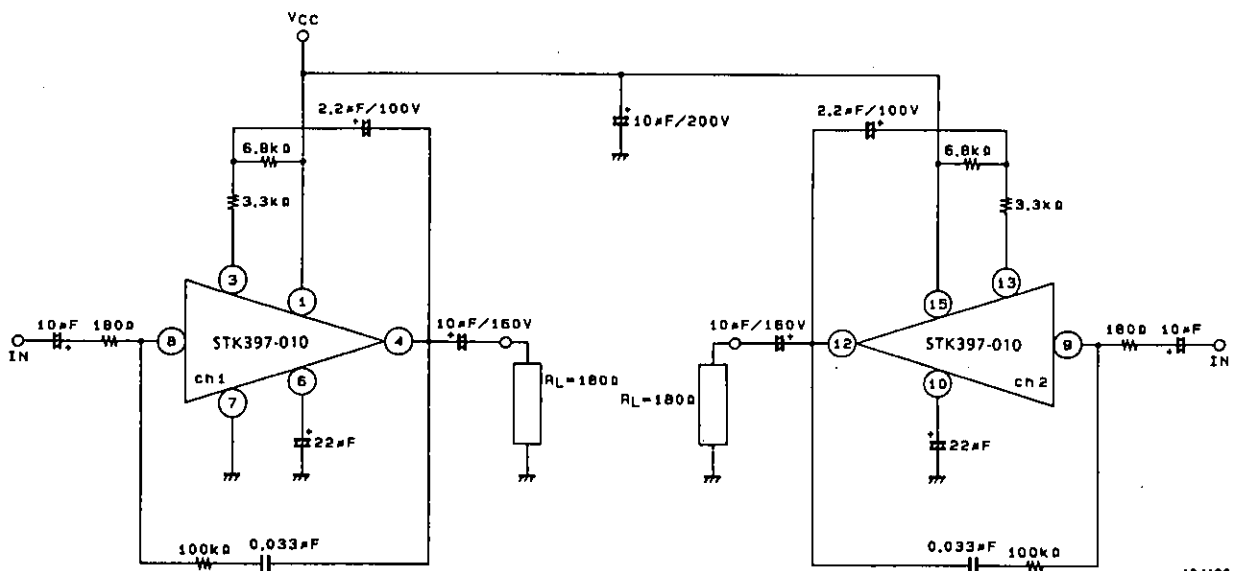
Parameter	Symbol	Conditions	min	typ	max	Unit
Output noise voltage	V_{NO}	$R_g = 0\Omega$, each channel	-	-	2.0	mVrms
Quiescent current	I_{CCO}		-	20	50	mA
Neutral voltage	V_N	Each channel	56	58	60	V
Frequency bandwidth	f_L, f_H	$\pm 6\text{dB}$, each channel	-	70 to 100k	-	Hz

Equivalent Circuit

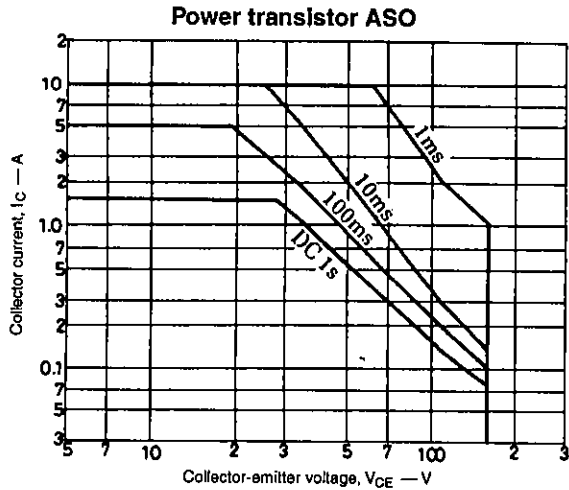


A04119

Test Circuit



A04120



- No products described or contained herein are intended for use in surgical implants, life-support systems, aerospace equipment, nuclear power control systems, vehicles, disaster/crime-prevention equipment and the like, the failure of which may directly or indirectly cause injury, death or property loss.
- Anyone purchasing any products described or contained herein for an above-mentioned use shall:
 - ① Accept full responsibility and indemnify and defend SANYO ELECTRIC CO., LTD., its affiliates, subsidiaries and distributors and all their officers and employees, jointly and severally, against any and all claims and litigation and all damages, cost and expenses associated with such use:
 - ② Not impose any responsibility for any fault or negligence which may be cited in any such claim or litigation on SANYO ELECTRIC CO., LTD., its affiliates, subsidiaries and distributors or any of their officers and employees, jointly or severally.
- Information (including circuit diagrams and circuit parameters) herein is for example only; it is not guaranteed for volume production. SANYO believes information herein is accurate and reliable, but no guarantees are made or implied regarding its use or any infringements of intellectual property rights or other rights of third parties.

This catalog provides information as of October, 1995. Specifications and information herein are subject to change without notice.