

High frequency rectifier schottky barrier diode

RB160L-40

●Applications

High frequency rectification
For switching power supply.

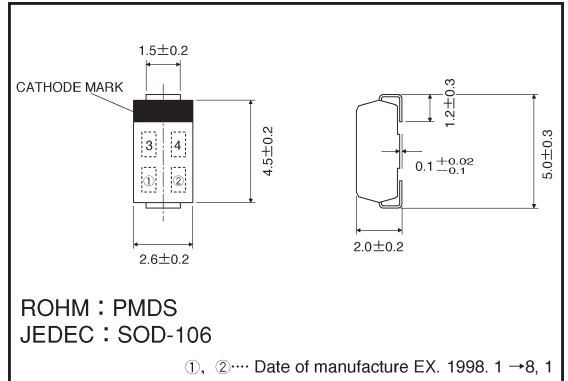
●Features

- 1) Small surface mounting type (PMDS)
- 2) High reliability
- 3) Low reverse current
(typical capability : 5 μ A).

●Construction

Silicon epitaxial

●External dimensions (Units: mm)



●Absolute maximum ratings (Ta = 25°C)

Parameter	Symbol	Limits	Unit
Peak reverse voltage	V_{RM}	40	V
DC reverse voltage	V_R	40	V
Mean rectifying current *	I_o	1	A
Peak forward surge current	I_{FSM}	70	A
Junction temperature	T_j	125	°C
Storage temperature	T_{stg}	-40~+125	°C

* When mounted on a PCBs board

●Electrical characteristics (Ta = 25°C)

Parameter	Symbol	Min.	Typ.	Max.	Unit	Conditions
Forward voltage	V_F	—	0.48	0.55	V	$I_F=1.0A$
Reverse current	I_R	—	0.005	1	mA	$V_R=40V$

●Electrical characteristic curves (Ta = 25°C unless specified otherwise)

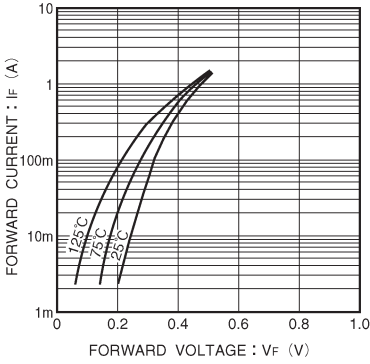


Fig. 1 Forward characteristics

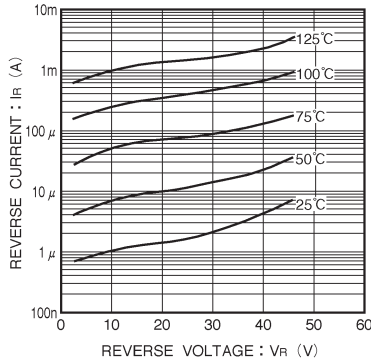


Fig. 2 Reverse characteristics

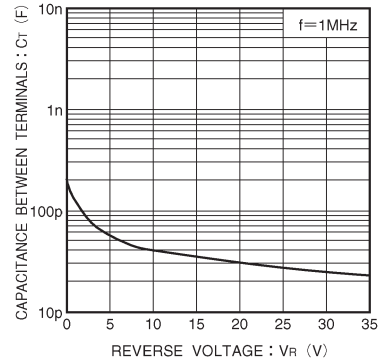


Fig. 3 Capacitance between terminals characteristics

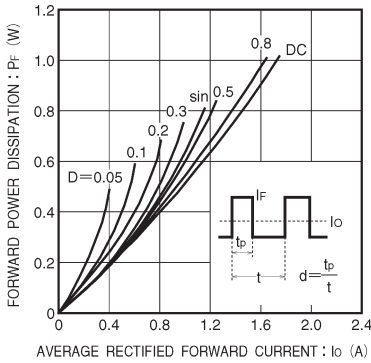


Fig. 4 Forward power dissipation characteristics

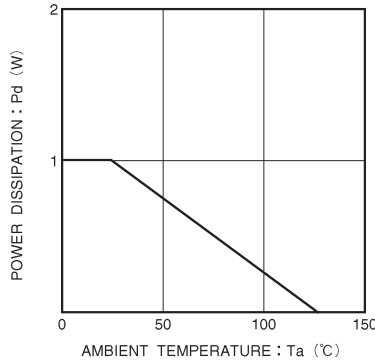


Fig. 5 Derating curve

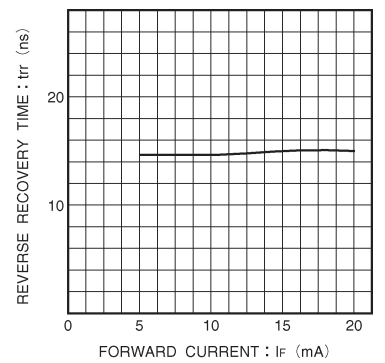


Fig. 6 Reverse recovery time characteristics