

SANYO

NO.1163C

LB1294

6-Channel Driver Array

Features

- . 6 independent Darlington drivers
- . High voltage (60V), high output source current (60mA)
- . Ideally suited for interface between different supply voltage systems
- . Wide duty cycle
- . Best applicable to system of 5V supply voltage

Absolute Maximum Ratings at Ta=25°C

				unit
Maximum Supply Voltage	V _{CC}	V _{CC} -Sub	-0.3 to +60	V
Output Supply Voltage	V _{OUT}	OUT-Sub	-0.3 to V _{CC}	V
V _{EE} Voltage Range	V _{EE}	V _{EE} -V _{CC} (Sub ≤ V _{EE} ≤ V _{CC})	0 to 30	V
Input Supply Voltage	V _{IN}	IN-V _{EE} (V _{IN} ≤ V _{CC})	0 to 30	V
Output Current	I _{OUT}		0 to 60	mA
Allowable Power Dissipation	P _{dmax}		960	mW
Operating Temperature	T _{opr}		-20 to +75	°C
Storage Temperature	T _{stg}		-40 to +150	°C

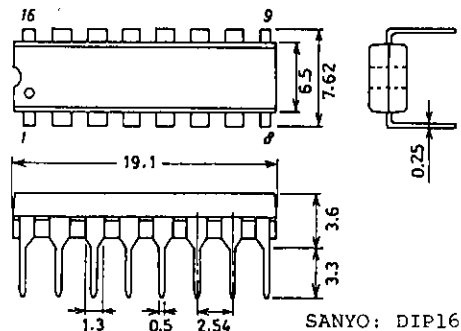
Allowable Operating Conditions at Ta=25°C

				unit
Supply Voltage	V _{CC}		4.5 to 60	V
Input "H"-Level Voltage	V _{IH}	I _{OUT} = -60mA	V _{EE} +2.2 to V _{EE} +30	V
Input "L"-Level Voltage	V _{IL}	I _{OUT} = -100µA	V _{EE} -0.3 to V _{EE} +0.4	V

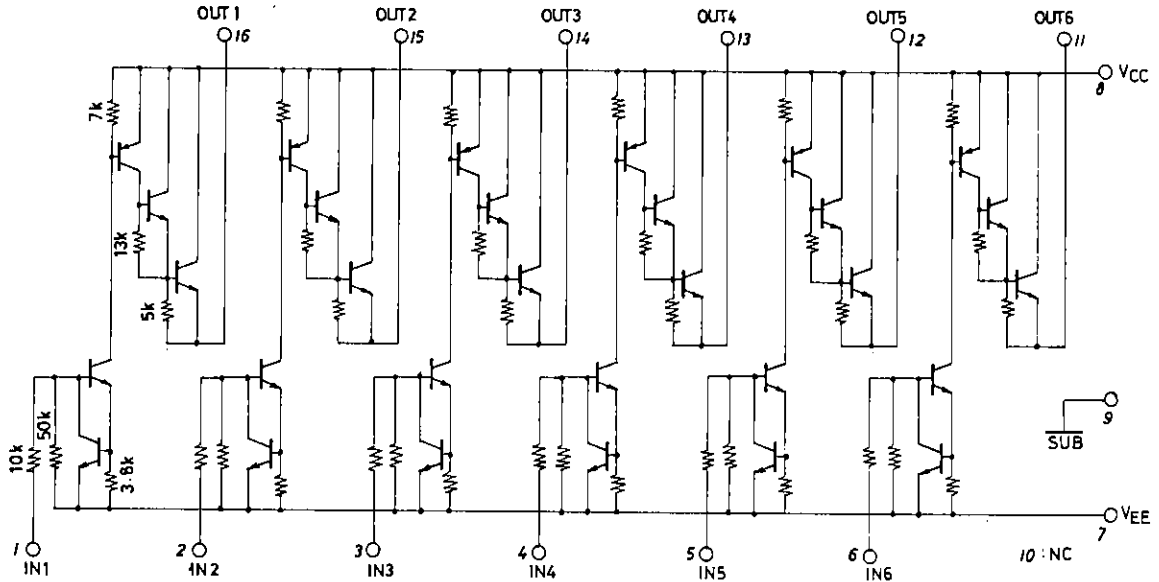
Electrical Characteristics at Ta=25°C, V_{sub}=-45V, V_{EE}=0V, V_{CC}=15V

			min	typ	max	unit
Output Voltage	V _{OH1}	V _{IN} =10V, I _{OUT} =-30mA	V _{CC} -2.0	V _{CC} -1.6		V
	V _{OH2}	V _{IN} =10V, I _{OUT} =-60mA	V _{CC} -2.6	V _{CC} -1.9		V
Output Leakage Current	I _{OL}	V _{IN} =0.4V, V _{OUT} =-45V	-100			µA
Input Current	I _{IH1}	V _{IN} =10V	0.6	0.9	1.3	mA
	I _{IH2}	V _{IN} =5V	0.2	0.4	0.6	mA
	I _{IL}	V _{IN} =0V	-30			µA
Supply Current	I _{CCH}	Each input V _{IN} =10V			3.0	mA
	I _{CCL}	Each input open			100	µA

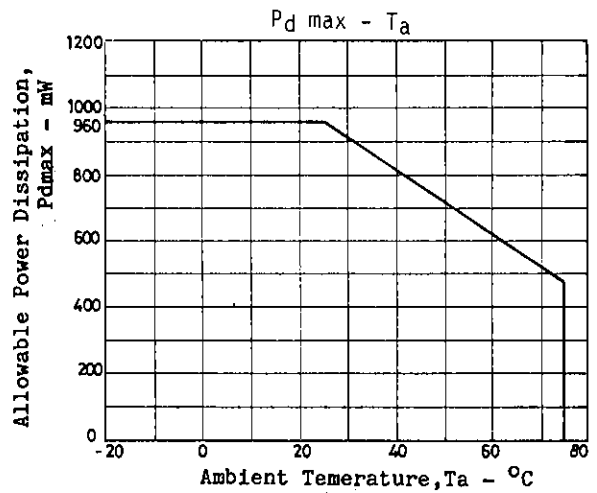
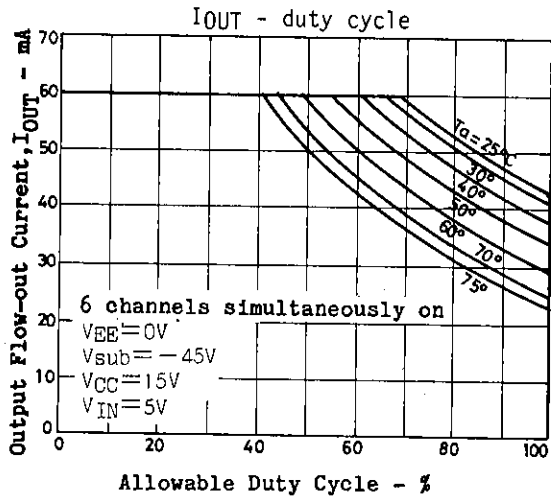
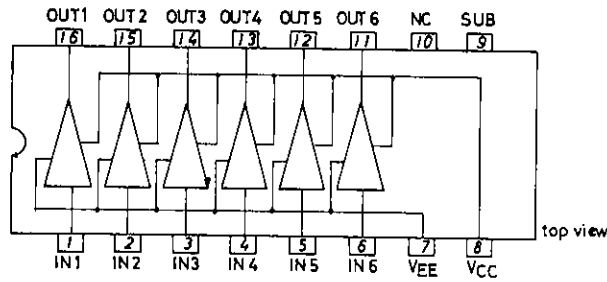
Package Dimensions 3064-D16TR
(unit : mm)



Equivalent Circuit and Pin Assignment



Unit (resistance: Ω)



- No products described or contained herein are intended for use in surgical implants, life-support systems, aerospace equipment, nuclear power control systems, vehicles, disaster/crime-prevention equipment and the like, the failure of which may directly or indirectly cause injury, death or property loss.
- Anyone purchasing any products described or contained herein for an above-mentioned use shall:
 - ① Accept full responsibility and indemnify and defend SANYO ELECTRIC CO., LTD., its affiliates, subsidiaries and distributors and all their officers and employees, jointly and severally, against any and all claims and litigation and all damages, cost and expenses associated with such use:
 - ② Not impose any responsibility for any fault or negligence which may be cited in any such claim or litigation on SANYO ELECTRIC CO., LTD., its affiliates, subsidiaries and distributors or any of their officers and employees jointly or severally.
- Information (including circuit diagrams and circuit parameters) herein is for example only; it is not guaranteed for volume production. SANYO believes information herein is accurate and reliable, but no guarantees are made or implied regarding its use or any infringements of intellectual property rights or other rights of third parties.