

SANYO	No. 954E	LA7920
		TV Tuner Band Selector

The LA7920 is a tuner band selector IC intended for use in electronic tuning type TV sets. It outputs supply voltages to the tuner unit according to 2-input band select signals.

Features

- . 2 inputs, 4 outputs.
- . Decoders of 2 types available by changing-over C pin.
- . Single-supply operation (Output transistor : pnp type).
- . Low output saturation voltage.

Maximum Ratings at Ta=25°C

			unit
Maximum Supply Voltage	VCCmax	14	V
Maximum Applied Voltage	V6, V7	-12	V
Maximum Load Current	I06max(f1)	-20	mA
	I01max(f2)	-35	mA
	I07max(f3)	-20	mA
	I02max(f4)	-35	mA
Input Current	IINmax	2	mA
Allowable Power Dissipation	Pdmax	400	mW
Operating Temperature	Topr	-20 to +65	°C
Storage Temperature	Tstg	-55 to +125	°C

Operating Characteristics at Ta=25°C

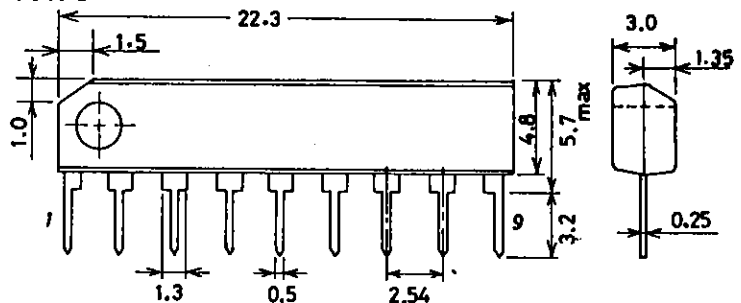
		min	typ	max	unit
Quiescent Current	Icco		13	18	mA
Output Saturation Voltage	VO(sat)	0		0.7	V
Input Threshold voltage	VTH	0.8	1.5	3.0	V
Output Leak Current	I6, I7			50	µA

(Note) Current flowing into IC : + (no sign)
 Current flowing out of IC : -

Package Dimensions

(unit : mm)

3017C



SANYO : SIP9

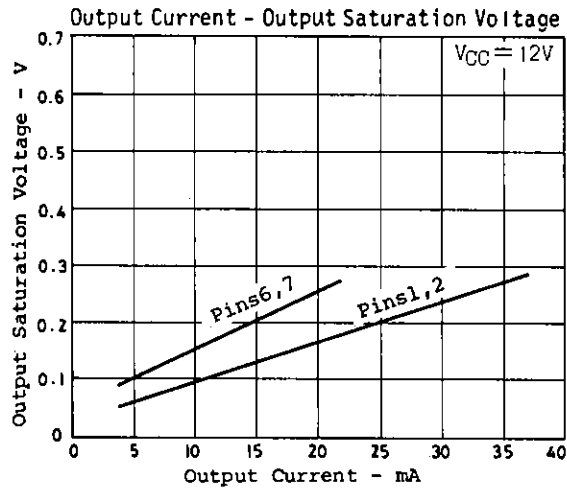
SANYO Electric Co., Ltd. Semiconductor Business Headquarters
 TOKYO OFFICE Tokyo Bldg., 1-10, 1 Chome, Ueno, Taito-ku, TOKYO, 110 JAPAN

Truth Table

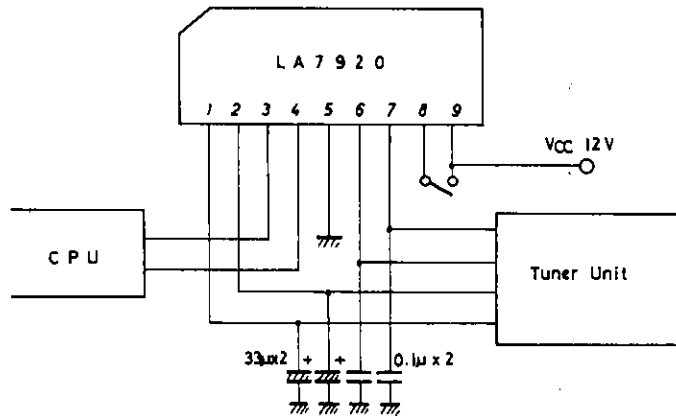
Input		Control Pin	Output			
A(Pin3)	B(Pin4)	C(Pin8)	f ₁ (Pin6)	f ₂ (Pin1)	f ₃ (Pin7)	f ₄ (Pin2)
H	H	V _{CC}	Z	Z	Z	H
L	H	"	Z	Z	H	H
H	L	"	Z	H	Z	Z
L	L	"	H	Z	H	H
H	H	Open	H	Z	Z	H
L	H	"	Z	Z	H	H
H	L	"	Z	H	Z	Z
L	L	"	H	Z	H	H

Z : High impedance

Output Current - Output Saturation Voltage Characteristics



Sample Application Circuit



Unit (capacitance:F)

- No products described or contained herein are intended for use in surgical implants, life-support systems, aerospace equipment, nuclear power control systems, vehicles, disaster/crime-prevention equipment and the like, the failure of which may directly or indirectly cause injury, death or property loss.
- Anyone purchasing any products described or contained herein for an above-mentioned use shall:
 - ① Accept full responsibility and indemnify and defend SANYO ELECTRIC CO., LTD., its affiliates, subsidiaries and distributors and all their officers and employees, jointly and severally, against any and all claims and litigation and all damages, cost and expenses associated with such use:
 - ② Not impose any responsibility for any fault or negligence which may be cited in any such claim or litigation on SANYO ELECTRIC CO., LTD., its affiliates, subsidiaries and distributors or any of their officers and employees jointly or severally.
- Information (including circuit diagrams and circuit parameters) herein is for example only; it is not guaranteed for volume production. SANYO believes information herein is accurate and reliable, but no guarantees are made or implied regarding its use or any infringements of intellectual property rights or other rights of third parties.

This catalog provides information as of **June, 1996**. Specifications and information herein are subject to change without notice.