

BIDIRECTIONAL DATA LINE PROTECTOR

DESCRIPTION

The GS-P8-A and GS-P8-E are Bidirectional Data Line Protection systems against EOS (Electrical Over Stress) and ESD (Electrical Static Discharge).

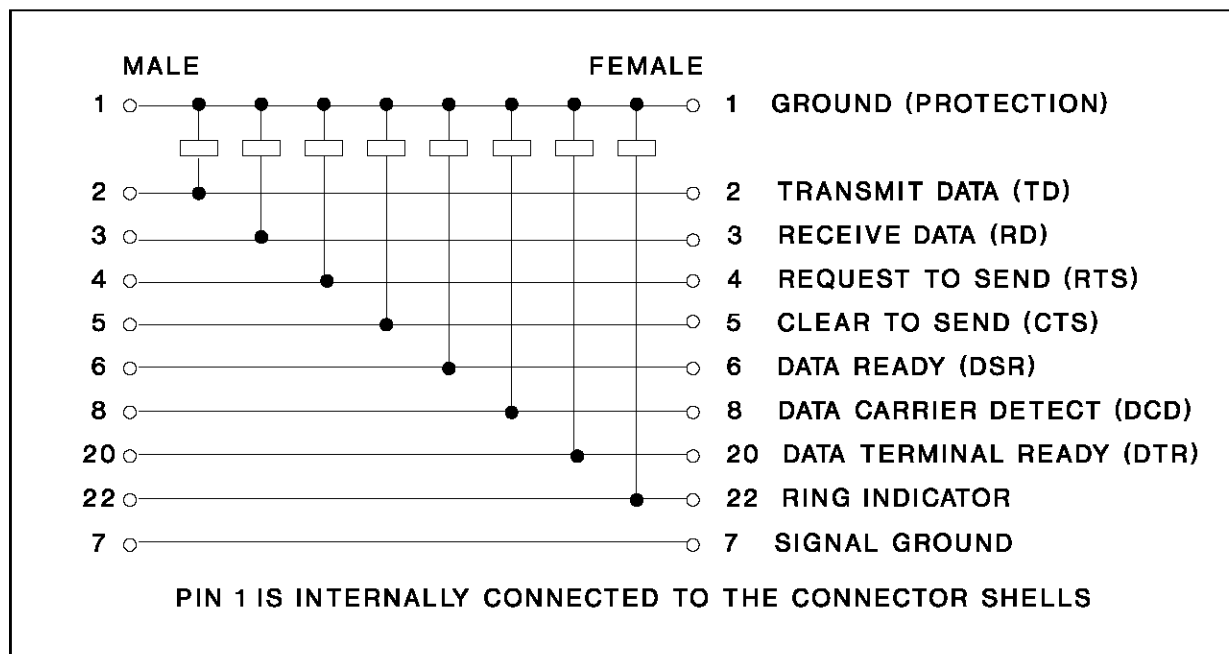
These subminiature male/female connector, designed both for EIA RS232C and V24 with 8 lines, shunts to ground hazardous overvoltages induced on an EIA cable.



ORDERING TYPE NUMBER

Type	Description
GS-P8-A	American version (female screws (4.40 UNC)
GS-P8-E	European version (female screws M3)

Figure 1. Block diagram of GS-P8-A and GS-P8-E



ELECTRICAL CHARACTERISTICS ($T_{amb} = 25^{\circ}\text{C}$ unless otherwise specified 8/20 μs pulse waveform)

Symbol	Parameter	Test Conditions	Min	Typ	Max	Unit
V _{rm}	Stand-off voltage	Pin 2, 4, 20		± 6		V
V _{rm}	Stand-off voltage	Pin 3, 5, 6, 8, 22		± 24		V
V _{br}	Breakdown voltage	Pin 2, 4, 20 $I_r = 10 \text{ mA}$	± 7,7			V
V _{br}	Breakdown voltage	Pin 3, 5, 6, 8, 22 $I_r = 1 \text{ mA}$	± 24			V
V _{cl}	Clamping Voltage	Pin 2, 4, 20 $I_{pp} = 40\text{A}$			± 12	V
V _{cl}	Clamping Voltage	Pin 3, 5, 6, 8, 22 $I_{pp} = 40\text{A}$			± 35	V
P _p	Peak Power Rating	Pin 2, 4, 20	500			W
P _p	Peak Power Rating	Pin 3, 5, 6, 8, 22	800			W
I _{rm}	Leakage Current	Pin 2, 4, 20 $V_{rm} = \pm 6\text{V}$			25	μA
I _{rm}	Leakage Current	Pin 3, 5, 6, 8, 22 $V_{rm} = \pm 24\text{V}$			5	μA
C	Input Capacitance	All pins to pin 1,7 5V bias			680	pF
T _{stg}	Storage Temperature Range		-55		+125	$^{\circ}\text{C}$
T _{op}	Operating Temperature Range		-40		+60	$^{\circ}\text{C}$

Figure 2: Symbols definition

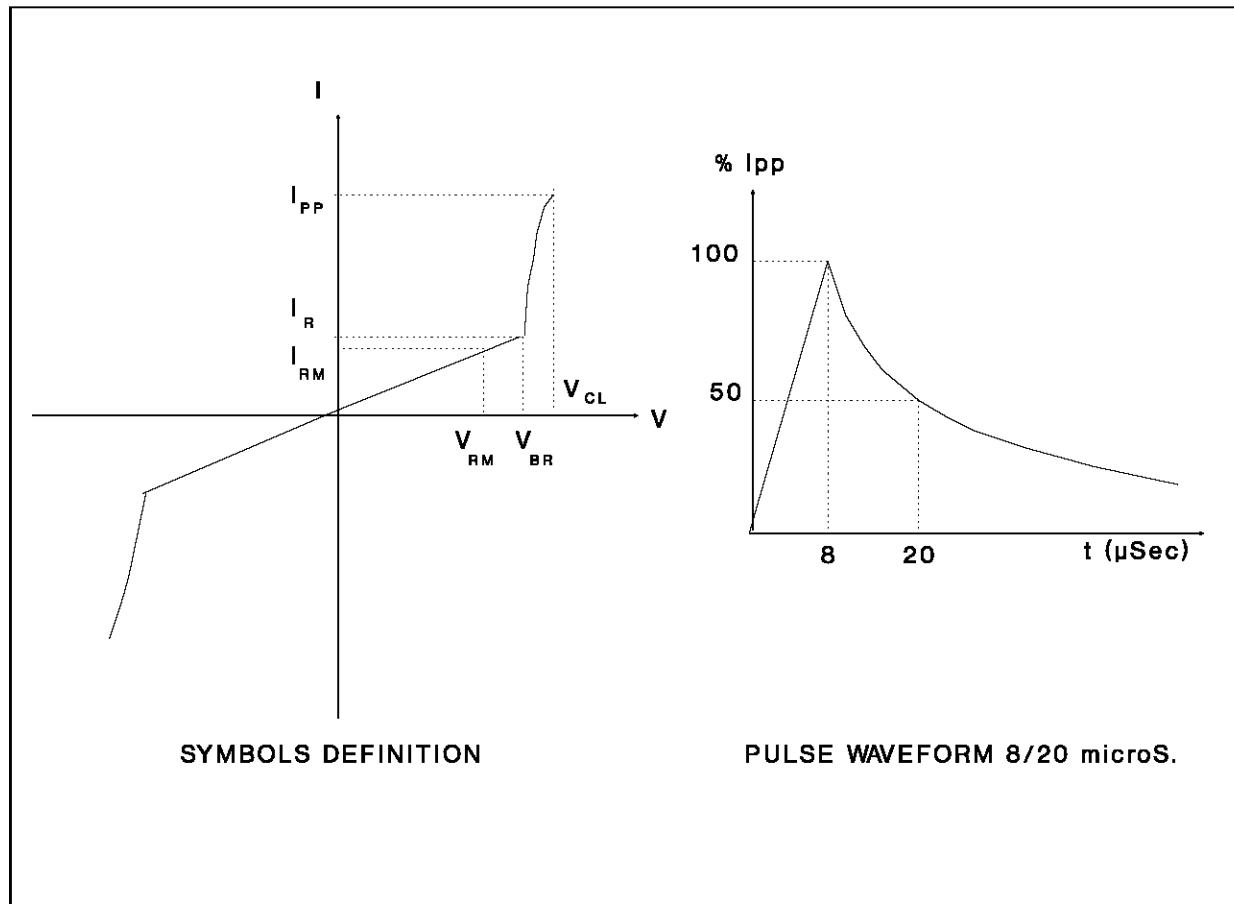
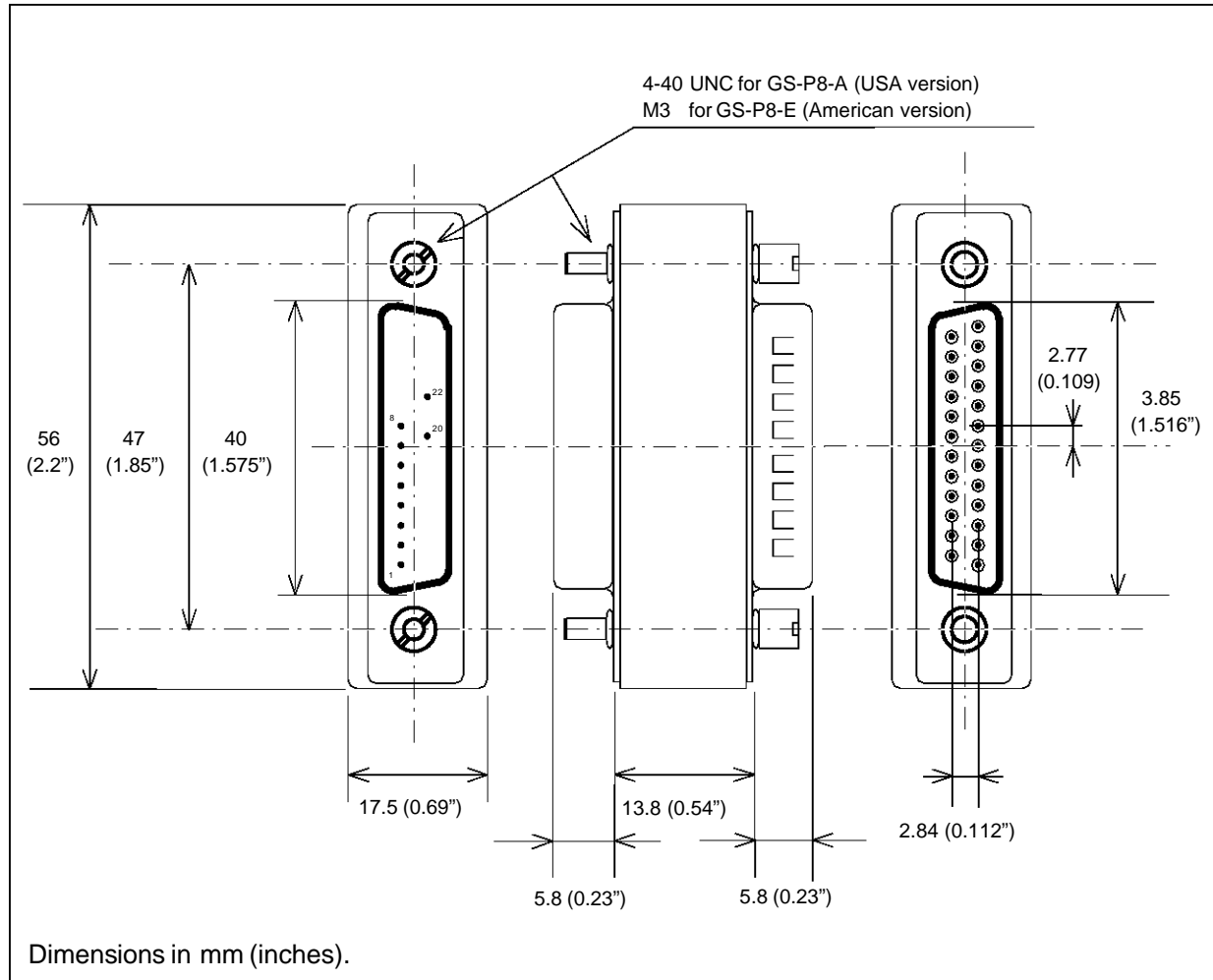


Figure 3.



Information furnished is believed to be accurate and reliable. However, SGS-THOMSON Microelectronics assumes no responsibility for the consequences of use of such information nor for any infringement of patents or other rights of third parties which may result from its use. No license is granted by implication or otherwise under any patent or patent rights of SGS-THOMSON Microelectronics. Specification mentioned in this publication are subject to change without notice. This publication supersedes and replaces all information previously supplied. SGS-THOMSON Microelectronics products are not authorized for use as critical components in life support devices or systems without express written approval of SGS-THOMSON Microelectronics.

© 1994 SGS-THOMSON Microelectronics – All Rights Reserved

SGS-THOMSON Microelectronics GROUP OF COMPANIES
Australia - Brazil - France - Germany - Hong Kong - Italy - Japan - Korea - Malaysia - Malta - Morocco - The Netherlands -
Singapore - Spain - Sweden - Switzerland - Taiwan - Thailand - United Kingdom - U.S.A.