

SANYO	No.799D	DTA-05
		Silicon Planar Type
0.5A Bidirectional Thyristor		

Features

- Low AC power control
- Small size and light weight : 0.2g
- Peak OFF-state voltage : 100 to 400V
- RMS ON-state current : 0.5A
- TO-92 package

Absolute Maximum Ratings at Ta = 25°C

		DTA05B	DTA05C	DTA05E	unit
Repetitive Peak OFF-State Voltage	V _{DRM}	100	200	400	V
RMS ON-State Current	I _{T (RMS)}	Ta = 20°C, single-phase full-wave Peak 1 cycle, 50Hz		0.5	A
Surge ON-State Current	I _{TSM}	→	→	6	A
Amperes Squared-Seconds	i ² T-dt	→	→	0.18	A ² s
Peak Gate Power Dissipation	P _{GM}	→	→	1	W
Average Gate Power Dissipation	P _{G(AV)}	→	→	0.1	W
Peak Gate Current	I _{GM}	→	→	0.5	A
Peak Gate Voltage	V _{GM}	→	→	6	V
Junction Temperature	T _j	→	→	110	°C
Storage Temperature	T _{stg}	→	→	-25 to +110	°C

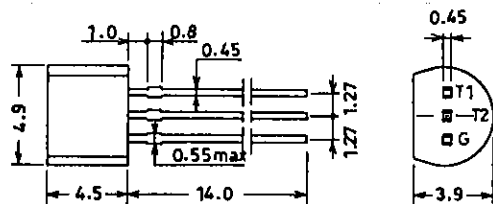
Electrical Characteristics at Ta = 25°C

		T _j = 110°C, V _D = V _{DRM}			unit
		min	typ	max	
Repetitive Peak OFF-State Current	I _{DRM}			0.1	mA
ON-State Voltage	V _T			2.0	V
Holding Current	I _H			25	mA
Gate · Trigger Current ※ (I)	I _{GT}			15	mA
" (II)	I _{GT}			15	mA
" (III)	I _{GT}			—	
" (IV)	I _{GT}			15	mA
Gate · Trigger Voltage ※ (I)	V _{GT}			2.3	V
" (II)	V _{GT}			2.3	V
" (III)	V _{GT}			—	
" (IV)	V _{GT}			2.3	V
Gate · Nontrigger Voltage	V _{GD}		0.2		V
Thermal Resistance	R _{th(j-a)}			250	°C/W

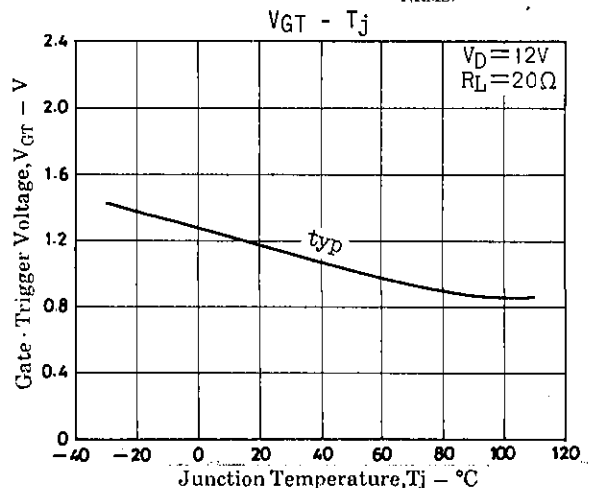
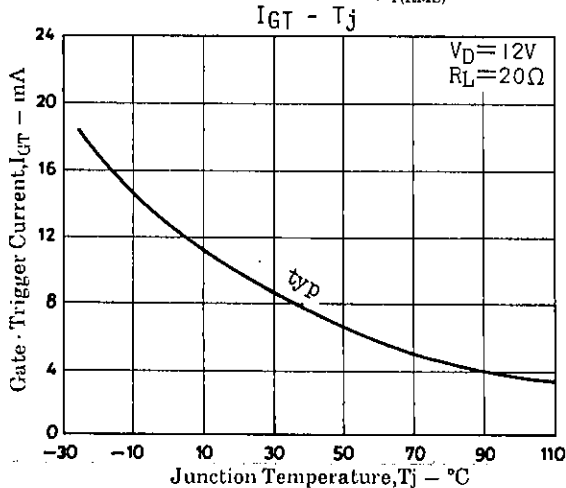
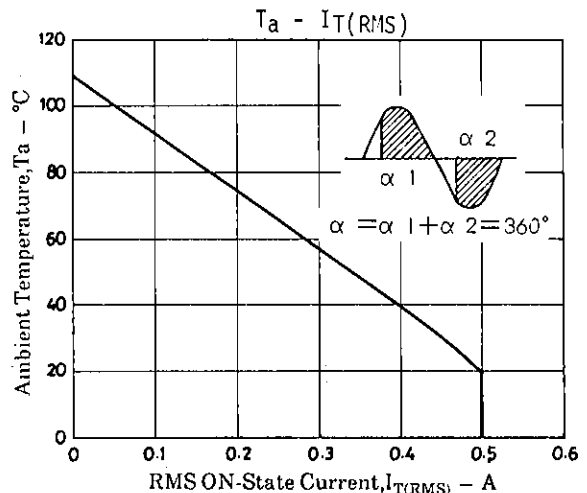
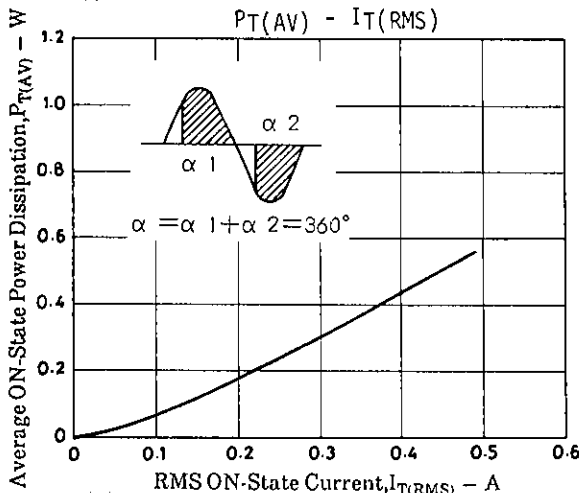
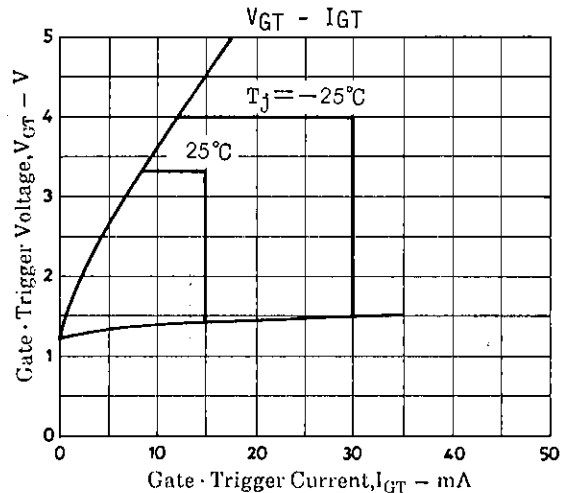
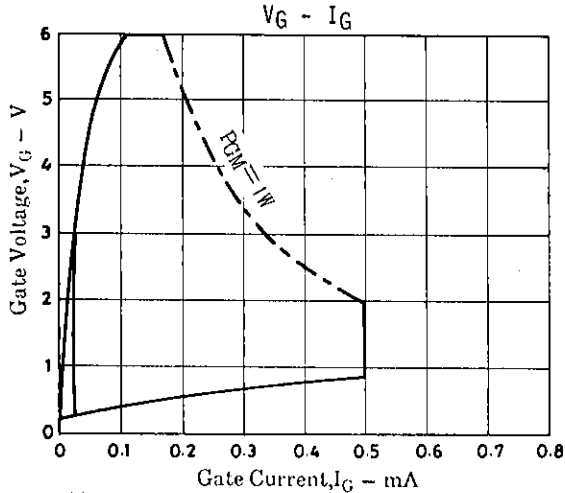
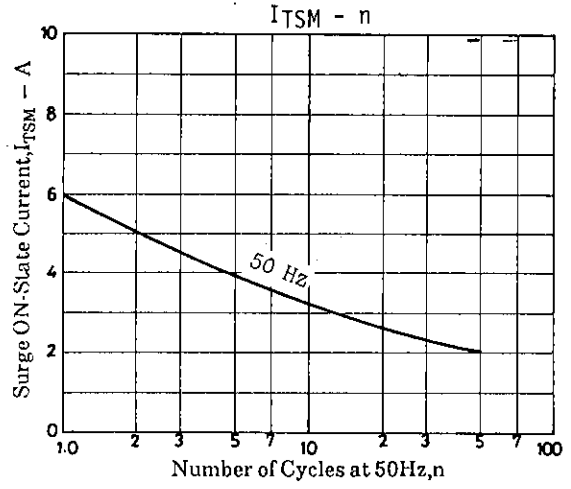
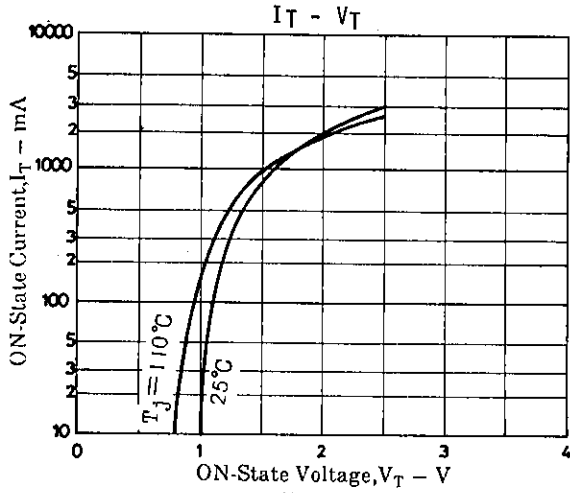
※ : The gate trigger mode is shown below.

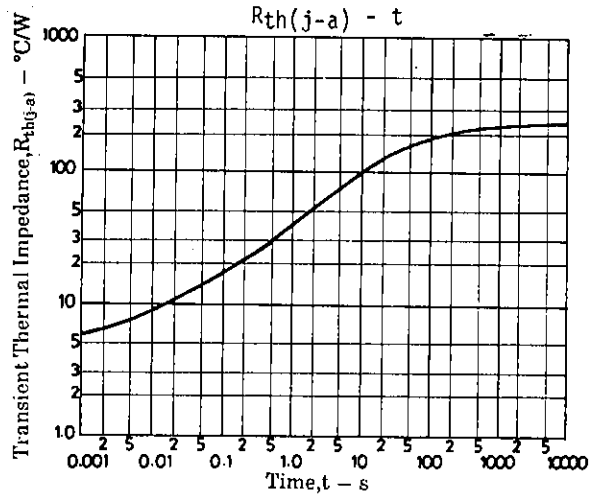
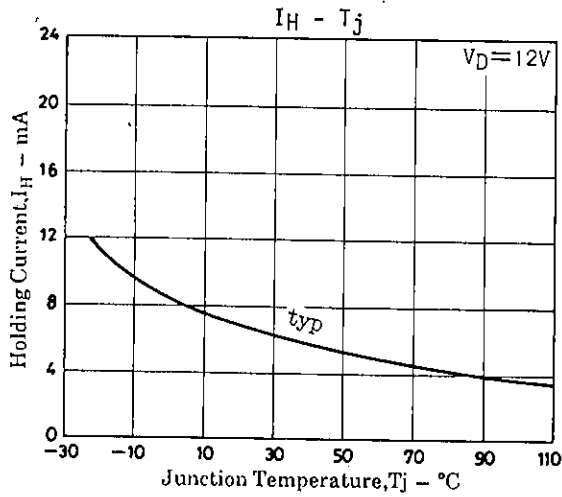
Trigger mode	T2	T1	G
I	+	-	+
II	+	-	-
III	-	+	+
IV	-	+	-

Package Dimensions 1097A
(unit: mm)



G: Gate





- No products described or contained herein are intended for use in surgical implants, life-support systems, aerospace equipment, nuclear power control systems, vehicles, disaster/crime-prevention equipment and the like, the failure of which may directly or indirectly cause injury, death or property loss.
- Anyone purchasing any products described or contained herein for an above-mentioned use shall:
 - ① Accept full responsibility and indemnify and defend SANYO ELECTRIC CO., LTD., its affiliates, subsidiaries and distributors and all their officers and employees, jointly and severally, against any and all claims and litigation and all damages, cost and expenses associated with such use.
 - ② Not impose any responsibility for any fault or negligence which may be cited in any such claim or litigation on SANYO ELECTRIC CO., LTD., its affiliates, subsidiaries and distributors or any of their officers and employees jointly or severally.
- Information (including circuit diagrams and circuit parameters) herein is for example only; it is not guaranteed for volume production. SANYO believes information herein is accurate and reliable, but no guarantees are made or implied regarding its use or any infringements of intellectual property rights or other rights of third parties.