

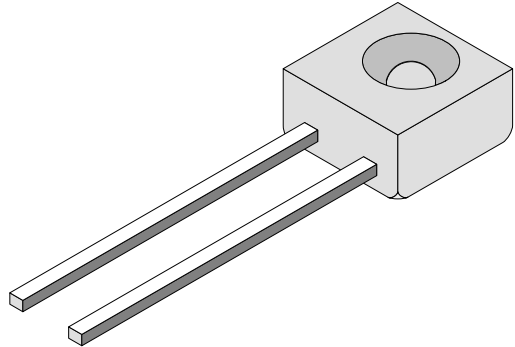
## GaAs Infrared Emitting Diode in Side View Package

### Description

CQX48 is a standard GaAs infrared emitting diode in a flat sideview plastic package.

A small recessed spherical lens provides an improved radiant intensity in a low profile case.

The diode is case compatible to the BPW78 phototransistor, allowing the user to assemble his own optical interrupters.



94 8743

### Features

- Side view case with spherical lens
- Radiation direction perpendicular to mounting direction
- Angle of half intensity  $\varphi = \pm 25^\circ$
- Peak wavelength  $\lambda_p = 950 \text{ nm}$
- High reliability
- Selected into groups
- Case compatible with BPW 78

### Applications

Radiation source in near infrared range

### Absolute Maximum Ratings

$T_{\text{amb}} = 25^\circ\text{C}$

Parameter	Test Conditions	Symbol	Value	Unit
Reverse Voltage		$V_R$	6	V
Forward Current		$I_F$	100	mA
Surge Forward Current	$t_p \leq 100 \mu\text{s}$	$I_{FSM}$	2	A
Power Dissipation		$P_V$	170	mW
Junction Temperature		$T_j$	100	$^\circ\text{C}$
Operating Temperature Range		$T_{\text{amb}}$	-40...+100	$^\circ\text{C}$
Storage Temperature Range		$T_{\text{stg}}$	-40...+100	$^\circ\text{C}$
Soldering Temperature	$t \leq 5 \text{ s}$	$T_{\text{sd}}$	260	$^\circ\text{C}$
Thermal Resistance Junction/Ambient		$R_{\text{thJA}}$	450	K/W

## Basic Characteristics

$T_{amb} = 25^{\circ}\text{C}$

Parameter	Test Conditions	Symbol	Min	Typ	Max	Unit
Forward Voltage	$I_F = 100\text{ mA}$ , $t_p \leq 20\text{ ms}$	$V_F$		1.3	1.7	V
Breakdown Voltage	$I_R = 100\text{ }\mu\text{A}$	$V_{(BR)}$	6			V
Junction Capacitance	$V_R = 0\text{ V}$ , $f = 1\text{ MHz}$ , $E = 0$	$C_j$		50		pF
Radiant Power	$I_F = 50\text{ mA}$ , $t_p \leq 20\text{ ms}$	$\phi_e$		5		mW
Temp. Coefficient of $\phi_e$	$I_F = 50\text{ mA}$	$TK_{\phi_e}$		-1		%/K
Angle of Half Intensity		$\phi$		$\pm 25$		deg
Peak Wavelength	$I_F = 50\text{ mA}$	$\lambda_p$		950		nm
Spectral Bandwidth	$I_F = 50\text{ mA}$	$\Delta\lambda$		50		nm
Rise time	$I_F = 1\text{ A}$ , $t_p/T = 0.01$ , $t_p \leq 10\text{ }\mu\text{s}$	$t_r$		400		ns
Fall Time	$I_F = 1\text{ A}$ , $t_p/T = 0.01$ , $t_p \leq 10\text{ }\mu\text{s}$	$t_f$		450		ns

## Type Dedicated Characteristics

$T_{amb} = 25^{\circ}\text{C}$

Parameter	Test Conditions	Type	Symbol	Min	Typ	Max	Unit
Radiant Intensity	$I_F = 50\text{ mA}$ , $t_p \leq 20\text{ ms}$	CQX48A	$I_e$	1		3	mW/sr
		CQX48B	$I_e$	2			mW/sr

## Typical Characteristics ( $T_{amb} = 25^{\circ}\text{C}$ unless otherwise specified)

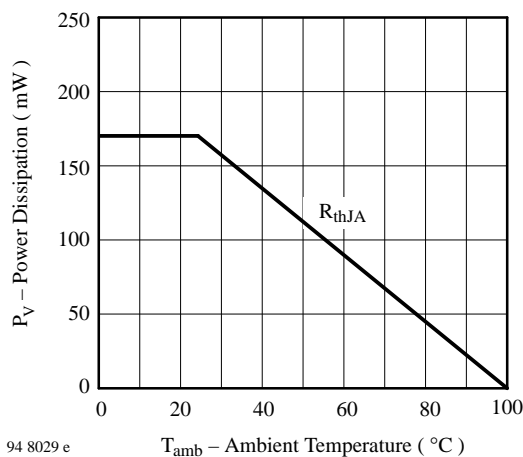


Figure 1. Power Dissipation vs. Ambient Temperature

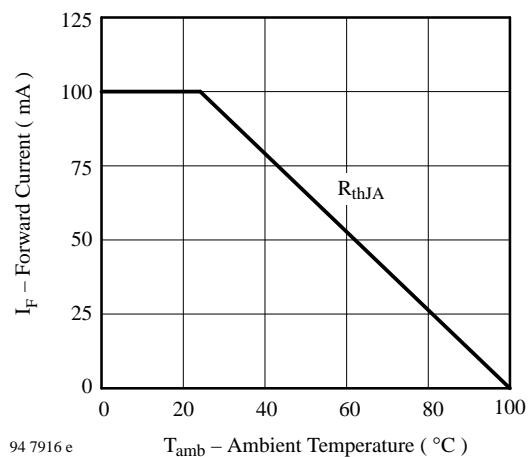


Figure 2. Forward Current vs. Ambient Temperature

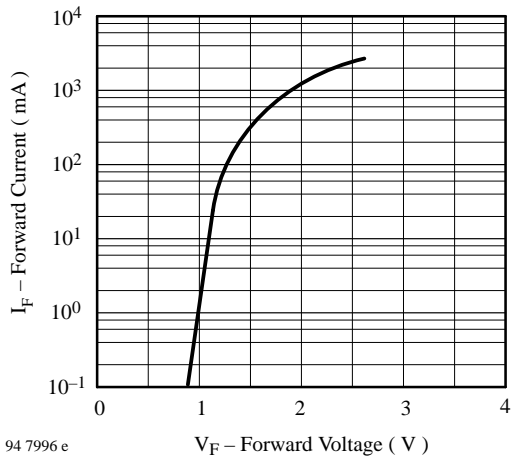


Figure 3. Forward Current vs. Forward Voltage

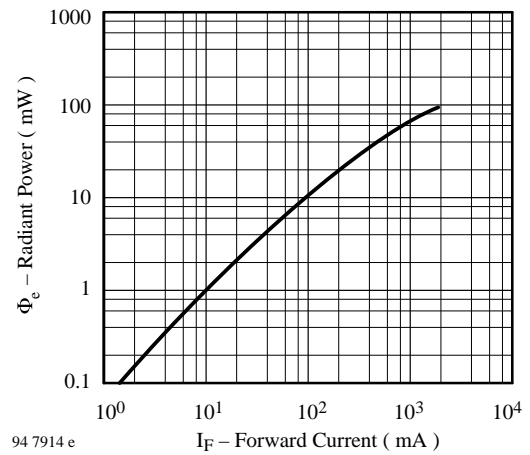


Figure 6. Radiant Power vs. Forward Current

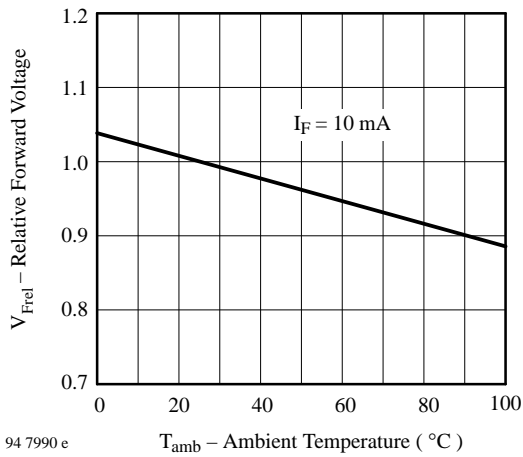


Figure 4. Relative Forward Voltage vs. Ambient Temperature

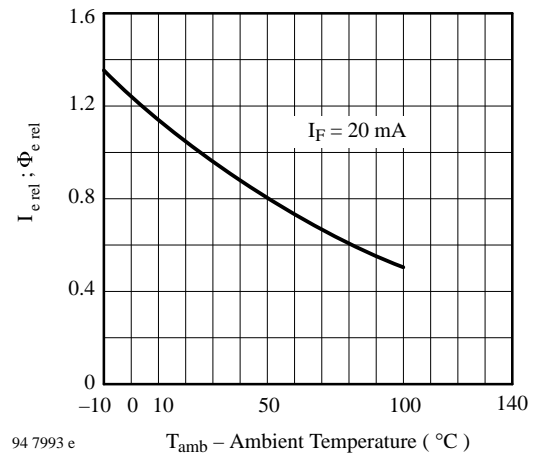


Figure 7. Rel. Radiant Intensity/Power vs. Ambient Temperature

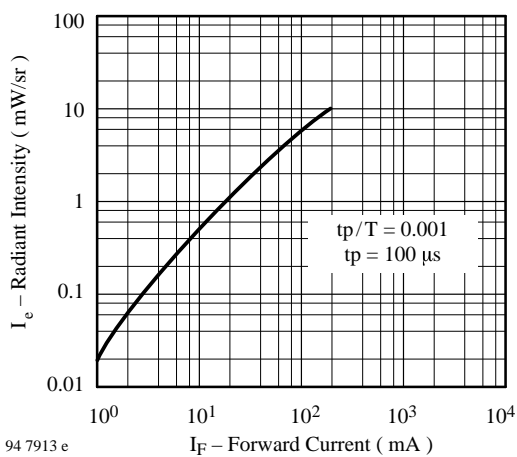


Figure 5. Radiant Intensity vs. Forward Current

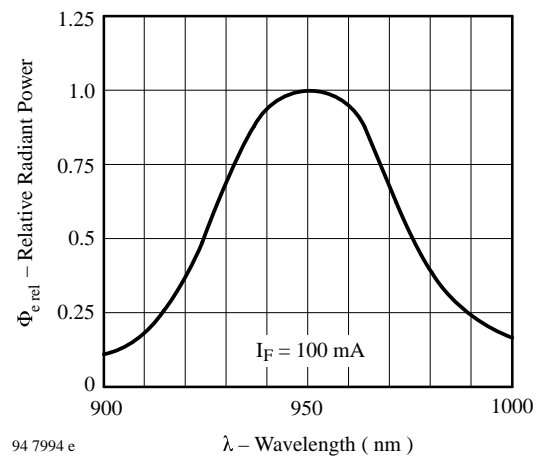
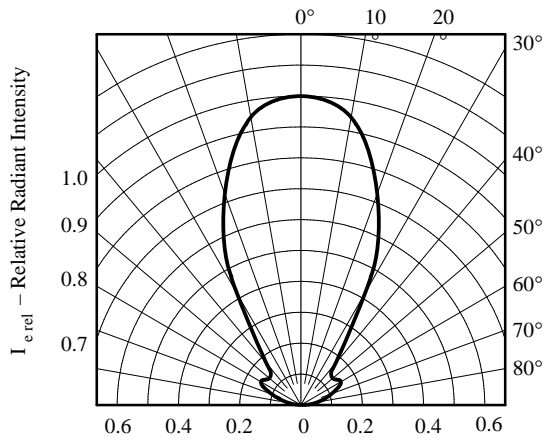


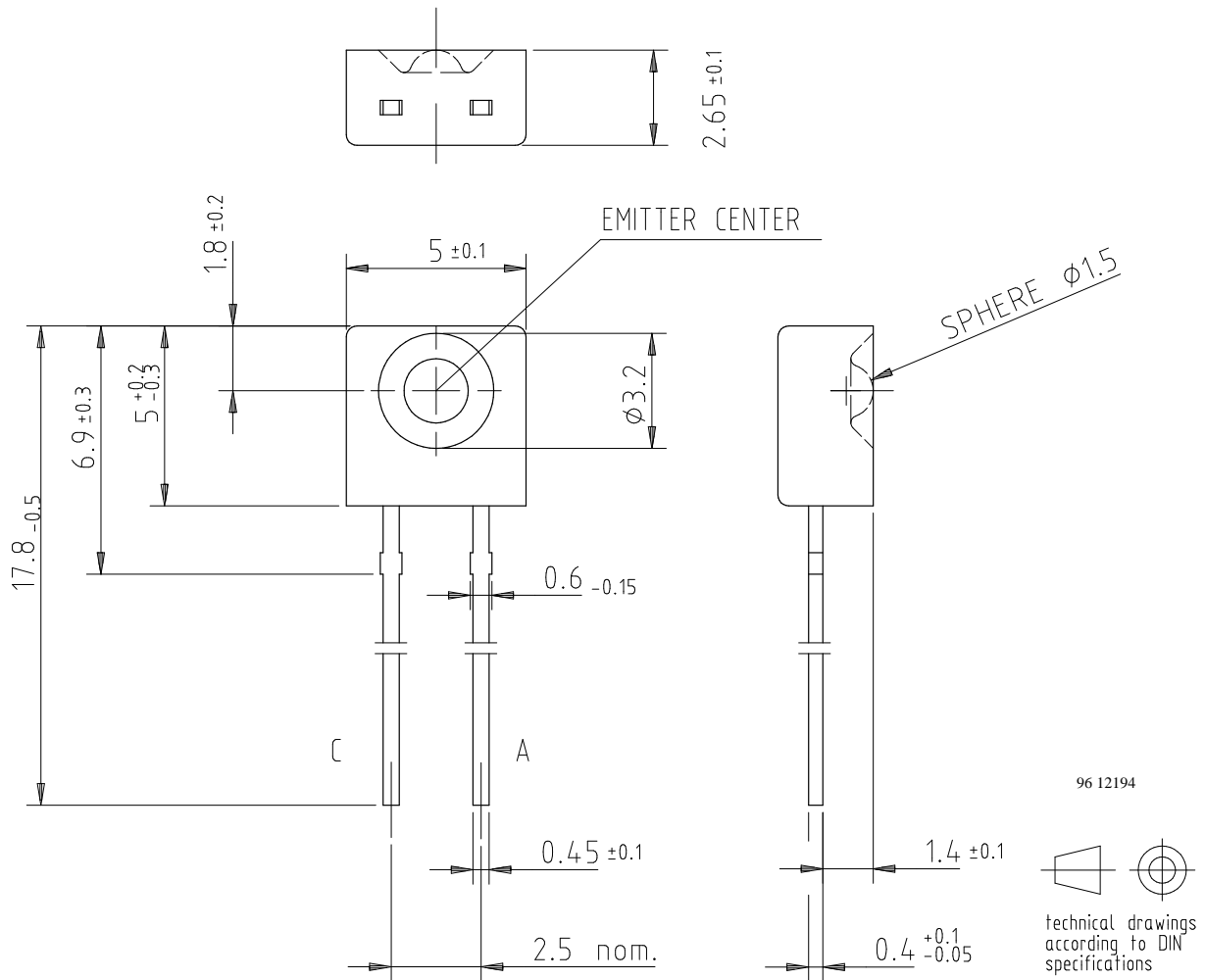
Figure 8. Relative Radiant Power vs. Wavelength



94 7915 e

Figure 9. Relative Radiant Intensity vs. Angular Displacement

## Dimensions in mm



## **Ozone Depleting Substances Policy Statement**

It is the policy of **TEMIC TELEFUNKEN microelectronic GmbH** to

1. Meet all present and future national and international statutory requirements.
2. Regularly and continuously improve the performance of our products, processes, distribution and operating systems with respect to their impact on the health and safety of our employees and the public, as well as their impact on the environment.

It is particular concern to control or eliminate releases of those substances into the atmosphere which are known as ozone depleting substances (ODSs).

The Montreal Protocol (1987) and its London Amendments (1990) intend to severely restrict the use of ODSs and forbid their use within the next ten years. Various national and international initiatives are pressing for an earlier ban on these substances.

**TEMIC TELEFUNKEN microelectronic GmbH** semiconductor division has been able to use its policy of continuous improvements to eliminate the use of ODSs listed in the following documents.

1. Annex A, B and list of transitional substances of the Montreal Protocol and the London Amendments respectively
2. Class I and II ozone depleting substances in the Clean Air Act Amendments of 1990 by the Environmental Protection Agency (EPA) in the USA
3. Council Decision 88/540/EEC and 91/690/EEC Annex A, B and C (transitional substances) respectively.

**TEMIC** can certify that our semiconductors are not manufactured with ozone depleting substances and do not contain such substances.

**We reserve the right to make changes to improve technical design and may do so without further notice.**

Parameters can vary in different applications. All operating parameters must be validated for each customer application by the customer. Should the buyer use TEMIC products for any unintended or unauthorized application, the buyer shall indemnify TEMIC against all claims, costs, damages, and expenses, arising out of, directly or indirectly, any claim of personal damage, injury or death associated with such unintended or unauthorized use.

TEMIC TELEFUNKEN microelectronic GmbH, P.O.B. 3535, D-74025 Heilbronn, Germany  
Telephone: 49 (0)7131 67 2831, Fax number: 49 (0)7131 67 2423