

COMPLEMENTARY SILICON POWER TRANSISTORS

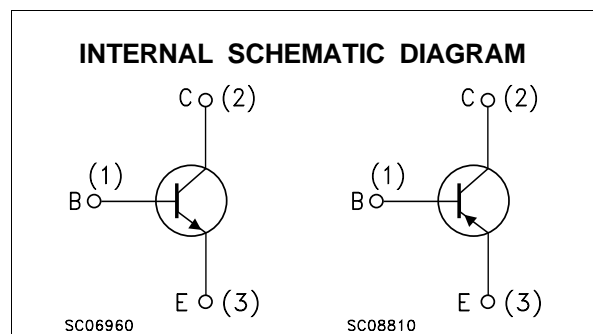
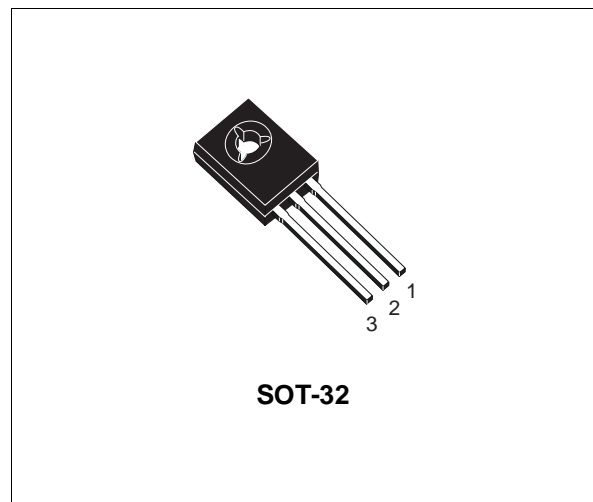
- SGS-THOMSON PREFERRED SALESTYPES
- COMPLEMENTARY PNP - NPN DEVICES

DESCRIPTION

The BD433, BD435, and BD437 are silicon epitaxial-base NPN power transistors in Jedec SOT-32 plastic package, intended for use in medium power linear and switching applications.

The BD433 is especially suitable for use in car-radio output stages.

The complementary PNP types are BD434, BD436, and BD438 respectively.



ABSOLUTE MAXIMUM RATINGS

Symbol	Parameter	Value				Unit
		NPN	BD433	BD435	BD437	
		PNP	BD434	BD436	BD438	
V_{CBO}	Collector-Base Voltage ($I_E = 0$)		22	32	45	V
V_{CES}	Collector-Emitter Voltage ($V_{BE} = 0$)		22	32	45	V
V_{CEO}	Collector-Emitter Voltage ($I_B = 0$)		22	32	45	V
V_{EBO}	Emitter-Base Voltage ($I_C = 0$)		5			V
I_C	Collector Current		4			A
I_{CM}	Collector Peak Current ($t \leq 10$ ms)		7			A
I_B	Base Current		1			A
P_{tot}	Total Dissipation at $T_c \leq 25$ °C		36			W
T_{stg}	Storage Temperature		-65 to 150			°C
T_j	Max. Operating Junction Temperature		150			°C

For PNP types voltage and current values are negative.

BD433/434/435/436/437/438

THERMAL DATA

R _{thj-case}	Thermal Resistance Junction-case	Max	3.5	°C/W
R _{thj-amb}	Thermal Resistance Junction-ambient	Max	100	°C/W

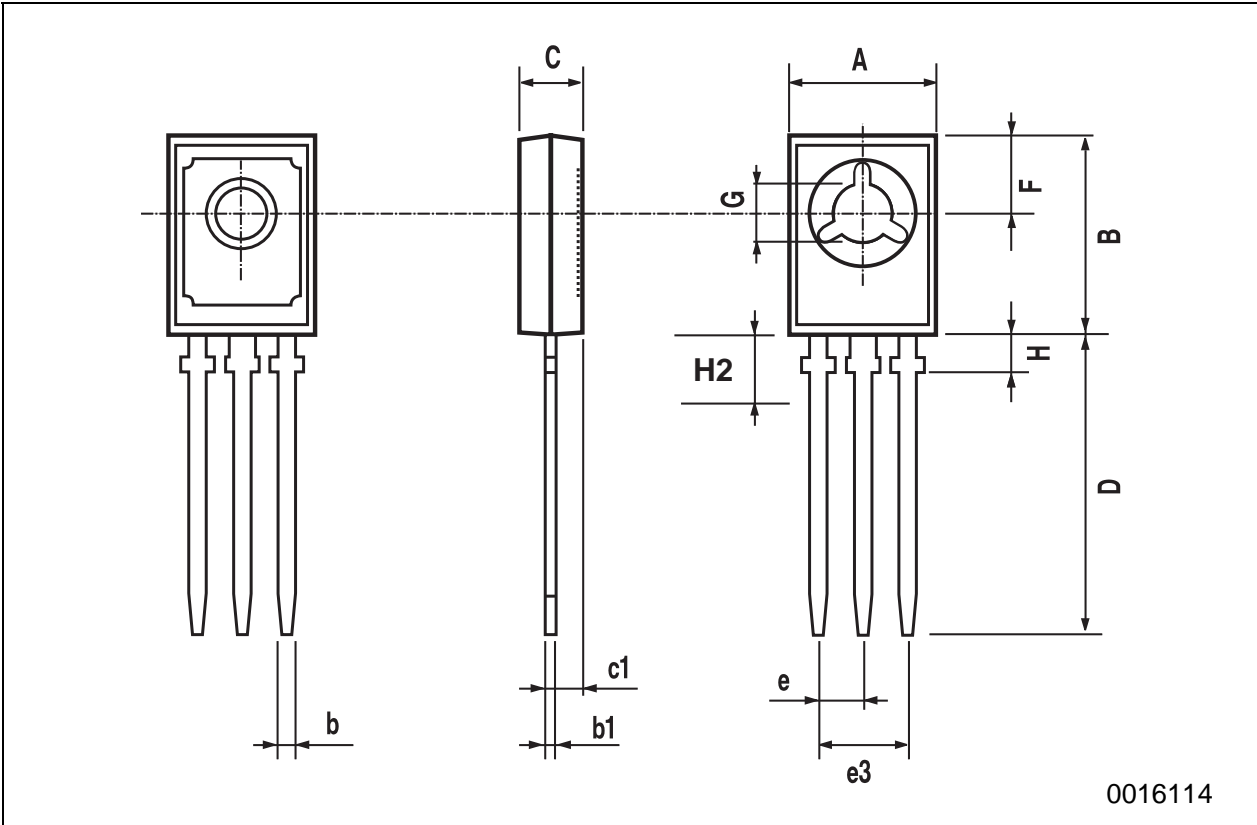
ELECTRICAL CHARACTERISTICS (T_{case} = 25 °C unless otherwise specified)

Symbol	Parameter	Test Conditions	Min.	Typ.	Max.	Unit
I _{CBO}	Collector Cut-off Current (I _E = 0)	for BD433/434 V _{CB} = 22 V for BD435/436 V _{CB} = 32 V for BD437/438 V _{CB} = 45 V			100 100 100	μA μA μA
I _{CES}	Collector Cut-off Current (V _{BE} = 0)	for BD433/434 V _{CE} = 22 V for BD435/436 V _{CE} = 32 V for BD437/438 V _{CE} = 45 V			100 100 100	μA μA μA
I _{EBO}	Emitter Cut-off Current (I _C = 0)	V _{EB} = 5 V			1	mA
V _{CEO(sus)*}	Collector-Emitter Sustaining Voltage (I _B = 0)	I _C = 100 mA	for BD433/434 22 for BD435/436 32 for BD437/438 45			V V V
V _{CE(sat)*}	Collector-Emitter Saturation Voltage	I _C = 2 A	I _B = 0.2 A for BD433/434 for BD435/436 for BD437/438	0.2 0.2 0.2	0.5 0.5 0.6	V V V
V _{BE*}	Base-Emitter Voltage	I _C = 10 mA I _C = 2 A	V _{CE} = 5 V V _{CE} = 1 V for BD433/434 for BD435/436 for BD437/438	0.58	1.1 1.1 1.2	V V V
h _{FE*}	DC Current Gain	I _C = 10 mA I _C = 500 mA I _C = 2 A	V _{CE} = 5 V for BD433/434 for BD435/436 for BD437/438 V _{CE} = 1 V V _{CE} = 1 V for BD433/434 for BD435/436 for BD437/438	40 40 30 85 50 50 40	130 130 130 140	
h _{FE1} /h _{FE2} *	Matched Pair	I _C = 500 mA	V _{CE} = 1 V		1.4	
f _T	Transition frequency	I _C = 250 mA	V _{CE} = 1 V	3		MHz

* Pulsed: Pulse duration = 300 μs, duty cycle 1.5 %

SOT-32 (TO-126) MECHANICAL DATA

DIM.	mm			inch		
	MIN.	TYP.	MAX.	MIN.	TYP.	MAX.
A	7.4		7.8	0.291		0.307
B	10.5		10.8	0.413		0.445
b	0.7		0.9	0.028		0.035
b1	0.49		0.75	0.019		0.030
C	2.4		2.7	0.040		0.106
c1	1.0		1.3	0.039		0.050
D	15.4		16.0	0.606		0.629
e		2.2			0.087	
e3	4.15		4.65	0.163		0.183
F		3.8			0.150	
G	3		3.2	0.118		0.126
H			2.54			0.100
H2		2.15			0.084	



0016114

Information furnished is believed to be accurate and reliable. However, SGS-THOMSON Microelectronics assumes no responsibility for the consequences of use of such information nor for any infringement of patents or other rights of third parties which may result from its use. No license is granted by implication or otherwise under any patent or patent rights of SGS-THOMSON Microelectronics. Specifications mentioned in this publication are subject to change without notice. This publication supersedes and replaces all information previously supplied. SGS-THOMSON Microelectronics products are not authorized for use as critical components in life support devices or systems without express written approval of SGS-THOMSON Microelectronics.

© 1997 SGS-THOMSON Microelectronics - Printed in Italy - All Rights Reserved

SGS-THOMSON Microelectronics GROUP OF COMPANIES
Australia - Brazil - Canada - China - France - Germany - Hong Kong - Italy - Japan - Korea - Malaysia - Malta - Morocco - The Netherlands -
Singapore - Spain - Sweden - Switzerland - Taiwan - Thailand - United Kingdom - U.S.A