

Zener diode

UMZ8.2T

●Applications

Constant voltage control

Noise suppression on signal line

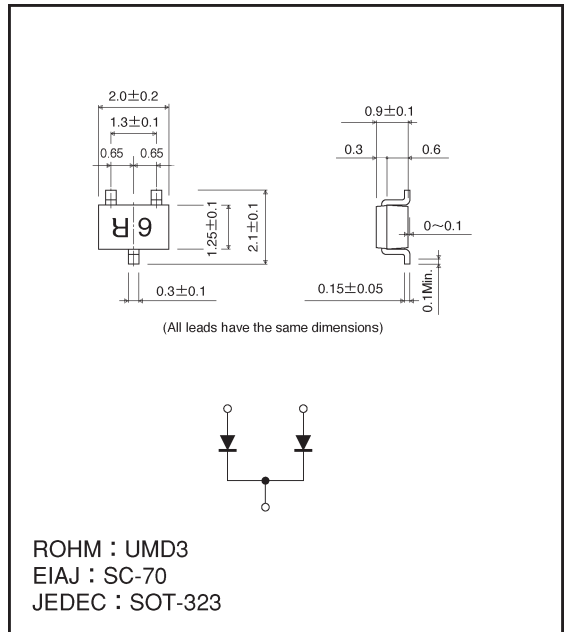
●Features

- 1) Small surface mounting type. (UMD3)
- 2) High reliability.
- 3) Multiple diodes with common cathode configuration.

●Construction

Silicon epitaxial planar

●External dimensions (Units: mm)



●Absolute maximum ratings (Ta = 25°C)

Parameter	Symbol	Limits	Unit
Power dissipation	P	200	mW
Junction temperature	T _J	150	°C
Storage temperature	T _{stg}	-55~+150	°C

●Electrical characteristics (Ta = 25°C)

Parameter	Symbol	Min.	Typ.	Max.	Unit	Conditions
Zener voltage	V _Z	7.76	8.2	8.64	V	I _Z =5mA
Reverse current	I _R	—	—	0.50	μA	V _R =5V
Operating resistance	Z _Z	—	—	30	Ω	I _Z =5mA
Rising operating resistance	Z _{ZK}	—	—	60	Ω	I _Z =0.5mA

●Electrical characteristic curves (Ta = 25°C unless specified otherwise)

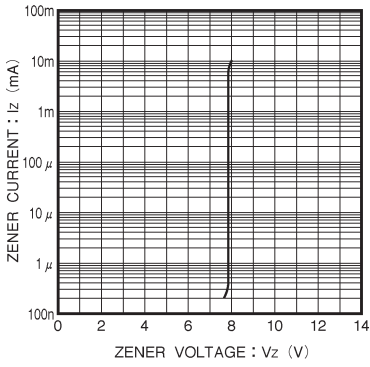


Fig. 1 Zener voltage characteristics

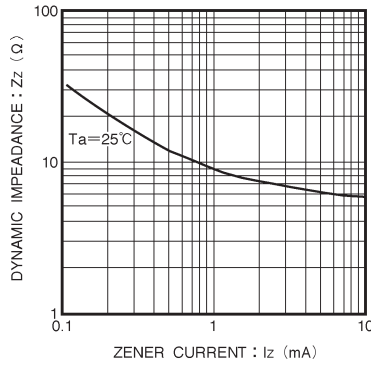


Fig. 2 Operating resistance Zener current characteristics

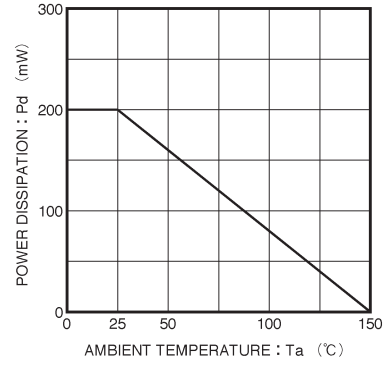


Fig. 3 Derating curve