

High frequency rectifier schottky barrier diode

RB161L-40 New

●Applications

High frequency rectification
For switching power supply

●Features

- 1) Small surface mounting type.(PMDS)
- 2) Extremely low forward voltage.
(actual capability of 0.35V at 1A)
- 3) $V_R=40V$ guaranteed.

●Construction

Silicon epitaxial

●Absolute maximum ratings (Ta = 25°C)

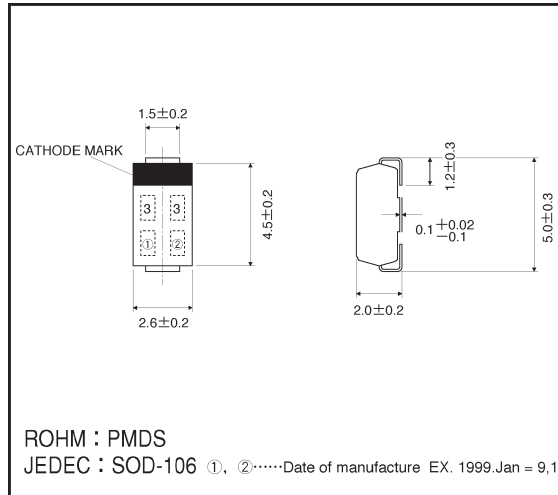
Parameter	Symbol	Limits	Unit
Peak reverse voltage	V_{RM}	40	V
DC reverse voltage	V_R	20	V
Mean rectifying current *	I_O	1	A
Peak forward surge current	I_{FSM}	70	A
Junction temperature	T_j	125	°C
Storage temperature	T_{stg}	-40~+125	°C

* When mounting on PCB

●Electrical characteristics (Ta = 25°C)

Parameter	Symbol	Min.	Typ.	Max.	Unit	Conditions
Forward voltage	V_F	—	0.35	0.40	V	$I_F=1.0A$
Reverse current	I_R	—	0.08	1	mA	$V_R=20V$

●External dimensions (Units: mm)



●Electrical characteristic curves ($T_a = 25^\circ\text{C}$ unless specified otherwise)

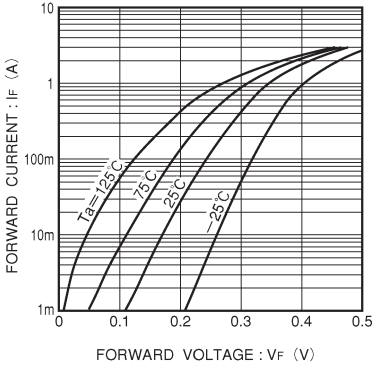


Fig. 1 Forward characteristics

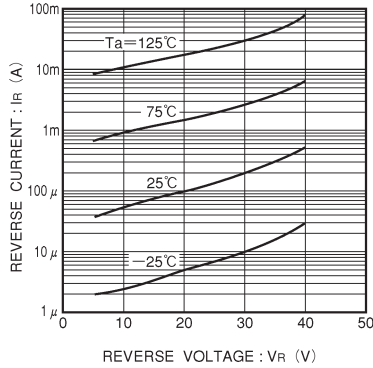


Fig. 2 Reverse characteristics

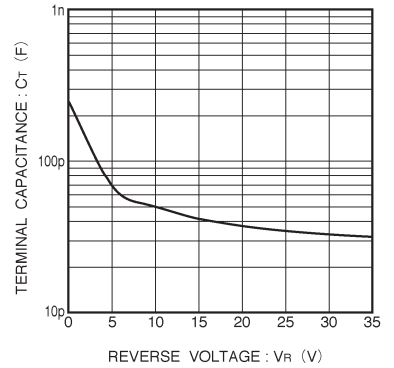


Fig. 3 Capacitance between terminals characteristics

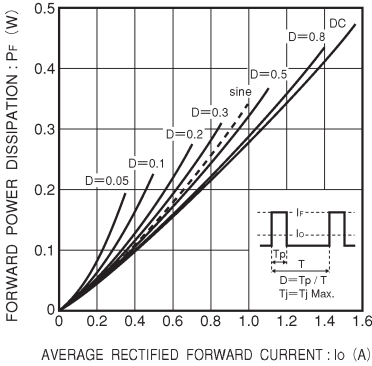


Fig. 4 Forward power dissipation characteristics

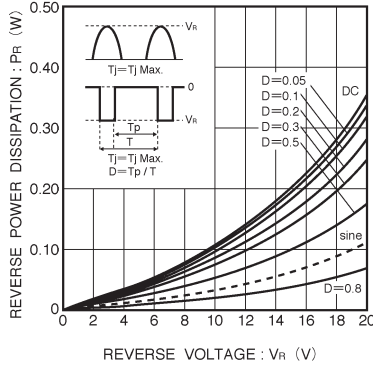


Fig. 5 Reverse power dissipation characteristics

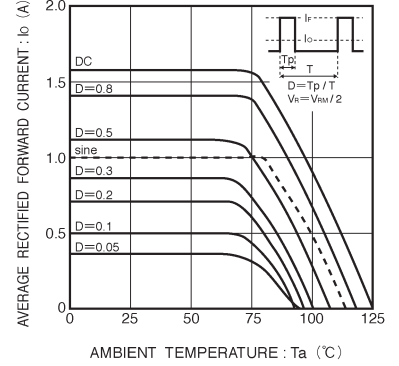


Fig. 6 Derating curve (when mounting on glass epoxy PCBs)