

High efficiency, two-digit numeric displays

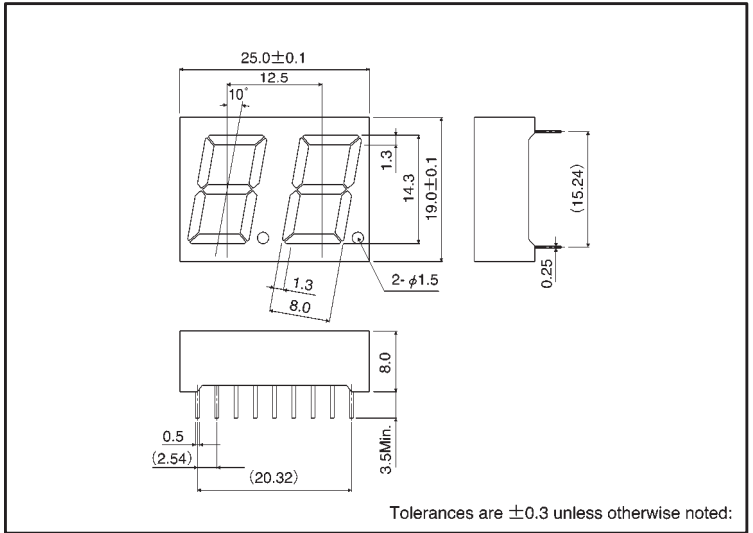
LB-602 AK2 Series

The LB-602 AK2 series of LED displays were designed for use in bright locations. The character height is 14.3 mm and four colors are available : red, orange, yellow and green.

●Features

- 1) Height of character: 14.3 mm.
- 2) External dimensions: 19 × 25 × 8.0 mm.
- 3) Common anode and common cathode configurations are available for each color.
- 4) The package surface is painted black and the segments are colored the display color.
- 5) High luminance, clear display.

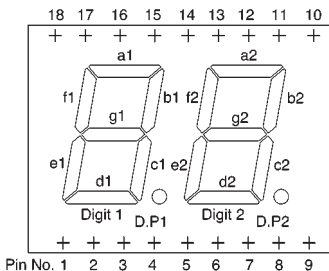
●External dimensions (Units: mm)



●Selection guide

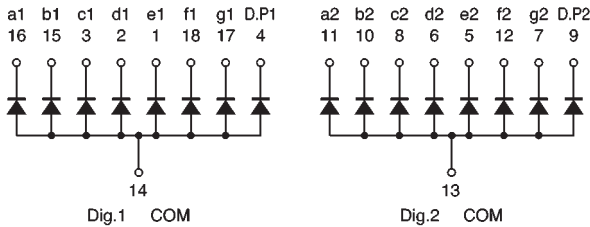
Emitting color	Common			
	Red	Orange	Yellow	Green
Anode	LB-602VA2	LB-602DA2	LB-602YA2	LB-602MA2
Cathode	LB-602VK2	LB-602DK2	LB-602YK2	LB-602MK2

●Pin assignments



Pin No.	Function	Pin No.	Function
1	Segment "e1"	10	Segment "b2"
2	Segment "d1"	11	Segment "a2"
3	Segment "c1"	12	Segment "f2"
4	D.P1	13	Digit 2 Common
5	Segment "e2"	14	Digit 1 Common
6	Segment "d2"	15	Segment "b1"
7	Segment "g2"	16	Segment "a1"
8	Segment "c2"	17	Segment "g1"
9	D.P2	18	Segment "f1"

● Internal circuit schematic (example of common anode)



● Absolute maximum ratings ($T_a = 25^\circ\text{C}$)

Parameter	Symbol	Red	Orange	Yellow	Green	Unit
		LB-602VA2 / VK2	LB-602DA2 / DK2	LB-602YA2 / YK2	LB-602MA2 / MK2	
Power dissipation	P_D	960	960	960	960	mW
Power dissipation	P_D / seg	60	60	60	60	mW
Forward current	I_F	20	20	20	20	mA
Peak forward current	I_{FP}	60*	60*	60*	60*	mA
Reverse voltage	V_R	5	5	5	5	V
Operating temperature	T_{opr}	-25~+85				$^\circ\text{C}$
Storage temperature	T_{stg}	-30~+100				$^\circ\text{C}$

* Pulse width 1ms duty 1 / 5

● Electrical and optical characteristics ($T_a = 25^\circ\text{C}$)

Parameter	Symbol	Conditions	Red			Orange			Yellow			Green			Unit
			Min.	Typ.	Max.	Min.	Typ.	Max.	Min.	Typ.	Max.	Min.	Typ.	Max.	
Forward voltage	V_F	$I_F=10\text{mA}$	—	2.0	2.8	—	2.0	2.8	—	2.1	2.8	—	2.1	2.8	V
Reverse current	I_R	$V_R=5\text{V}$	—	—	100	—	—	100	—	—	100	—	—	100	μA
Peak wavelength	λ_P	$I_F=10\text{mA}$	—	650	—	—	610	—	—	585	—	—	563	—	nm
Spectral line half width	$\Delta\lambda$	$I_F=10\text{mA}$	—	40	—	—	40	—	—	40	—	—	40	—	nm

©Not designed for radiation resistance.

● Luminous intensity

Color	λ_P	Type	Min.	Typ.	Max.	Unit
Red	650	LB-602VA2	5.6	16	—	mcd
		LB-602VK2				
Orange	610	LB-602DA2	3.6	10	—	mcd
		LB-602DK2				
Yellow	585	LB-602YA2	3.6	10	—	mcd
		LB-602YK2				
Green	563	LB-602MA2	9	25	—	mcd
		LB-602MK2				

Note: Measured at $I_F = 10\text{mA}$