

High efficiency, two-digit numeric displays

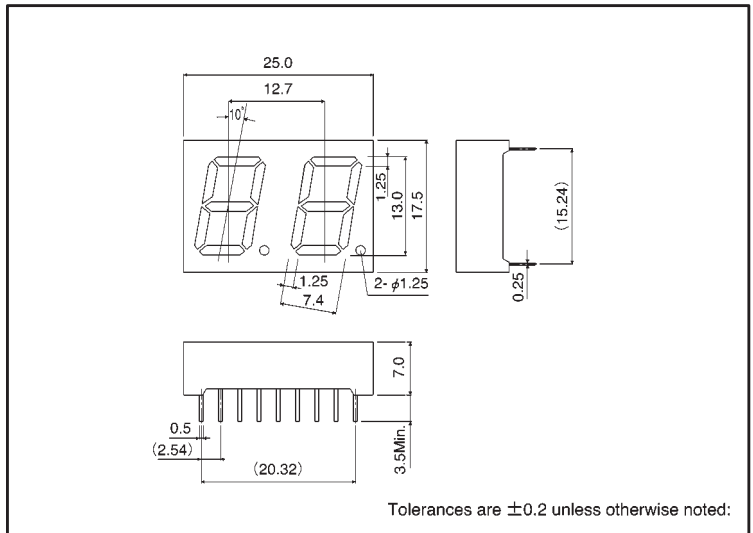
LB-502 DN Series

The LB-502 DN series were designed to meet the need for multi-digit numeric displays. These LED numeric displays use GaAsP on GaP for the emitting material (with the exception of green) and are housed in an epoxy resin package. They are two-digit displays with a character height of 13.0 mm.

●Features

- 1) Height of character: 13.0 mm.
- 2) Common anode and common cathode configurations are available for each color.
- 3) High efficiency reflectors are used to achieve a bright, clear display.
- 4) The package surface is painted black and the segments are colored the display color.

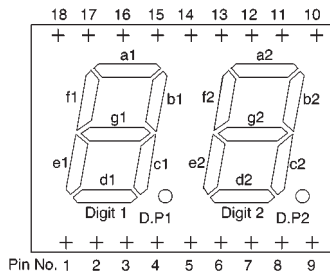
●External dimensions (Units: mm)



●Selection guide

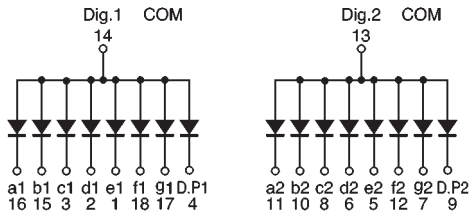
Emitting color	Red	Orange	Green
	Common		
Anode	LB-502VD	LB-502DD	LB-502MD
Cathode	LB-502VN	LB-502DN	LB-502MN

●Pin assignments



Pin No.	Function	Pin No.	Function
1	Segment "e1"	10	Segment "b2"
2	Segment "d1"	11	Segment "a2"
3	Segment "c1"	12	Segment "f2"
4	D.P1	13	Digit 2 Common
5	Segment "e2"	14	Digit 1 Common
6	Segment "d2"	15	Segment "b1"
7	Segment "g2"	16	Segment "a1"
8	Segment "c2"	17	Segment "g1"
9	D.P2	18	Segment "f1"

● Internal circuit schematic (example of common anode)



● Absolute maximum ratings ($T_a = 25^\circ\text{C}$)

Parameter	Symbol	Red	Orange	Green	Unit
		LB-502VD / VN	LB-502DD / DN	LB-502MD / MN	
Power dissipation	P_D	960	960	960	mW
Power dissipation	P_D / seg	60	60	60	mW
Forward current	I_F	20	20	20	mA
Peak forward current	I_{FP}	60*	60*	60*	mA
Reverse voltage	V_R	5	5	5	V
Operating temperature	T_{opr}	-25~+75			$^\circ\text{C}$
Storage temperature	T_{stg}	-30~+85			$^\circ\text{C}$

* Pulse width 1ms duty 1 / 5

● Electrical and optical characteristics ($T_a = 25^\circ\text{C}$)

Parameter	Symbol	Conditions	Red			Orange			Green			Unit
			Min.	Typ.	Max.	Min.	Typ.	Max.	Min.	Typ.	Max.	
Forward voltage	V_F	$I_F=10\text{mA}$	—	2.0	2.8	—	2.0	2.8	—	2.1	2.8	V
Reverse current	I_R	$V_R=5\text{V}$	—	—	100	—	—	100	—	—	100	μA
Peak wavelength	λ_P	$I_F=10\text{mA}$	—	650	—	—	610	—	—	563	—	nm
Spectral line half width	$\Delta\lambda$	$I_F=10\text{mA}$	—	40	—	—	40	—	—	40	—	nm

◎ Not designed for radiation resistance.

● Luminous intensity

Color	λ_P	Type	Min.	Typ.	Max.	Unit
Red	650	LB-502VD	5.6	16	—	mcd
		LB-502VN				
Orange	610	LB-502DD	5.6	16	—	mcd
		LB-502DN				
Green	563	LB-502MD	9.0	25	—	mcd
		LB-502MN				

Note: Measured at $I_F = 10\text{mA}$