



DZF6.8 to 36

Silicon Diffused Junction Type

1W Zener Diode

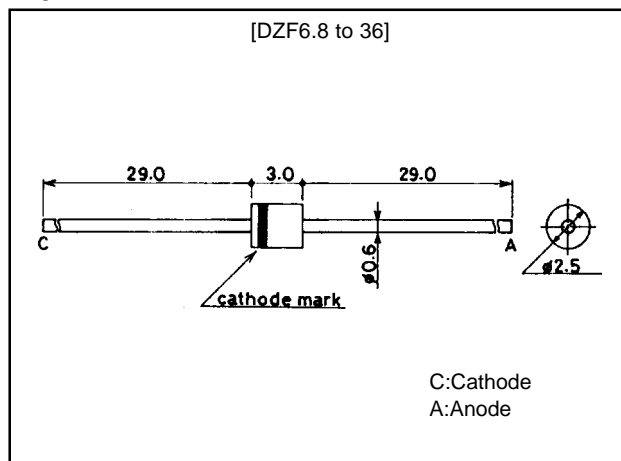
Features

- Plastic mold package.
- Voltage regulator use.
- Allowable power dissipation : P=1W.
- Subdivided voltage range : 6.8 to 36.
- Zener voltage tolerance : $\pm 10\%$.

Package Dimensions

unit:mm

1261



Specifications

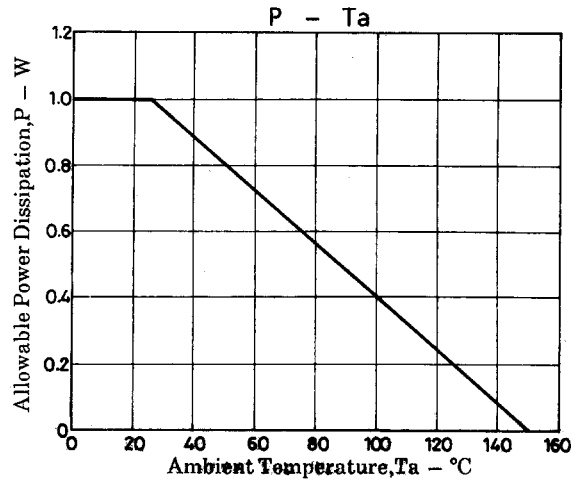
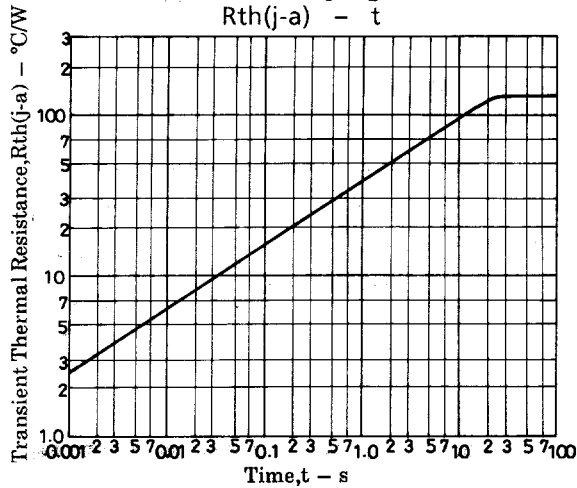
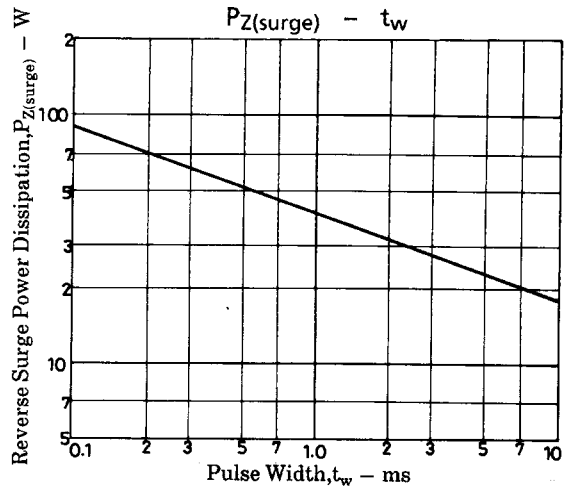
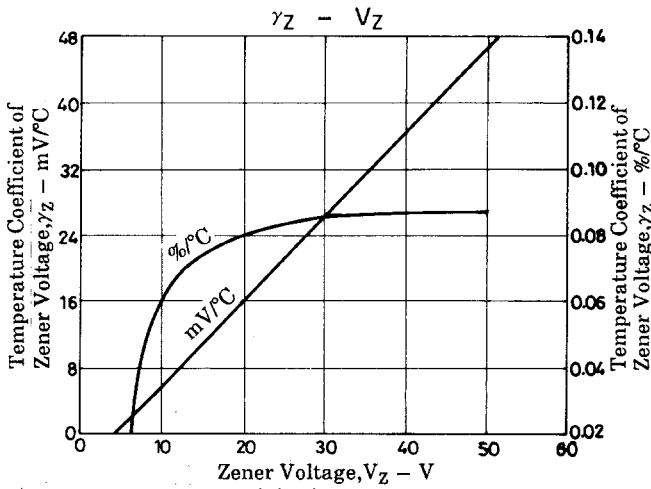
Absolute Maximum Ratings at Ta = 25°C

Parameter	Symbol	Conditions	Ratings	Unit
Allowable Power Dissipation	P		1.0	W
Junction Temperature	Tj		150	°C
Storage Temperature	Tstg		-40 to +150	°C

DZF6.8 to 36

Electrical Characteristics at Ta = 25°C

Type No.	Zener Characteristics					Temperature Coefficient γ_z		Forward Voltage Drop		Reverse Current	
	Zener Voltage V_Z			Dynamic Resistance	Current at which V_Z, r_d are measured I_Z	γ_z [mV/°C]		V_F [V]	Current at which V_F is measured	I_R [μA]	Voltage at which I_R is measured
	[V]										
	min	typ	max	max	typ	max	max	[A]	max	[V]	
DZF6.8	6.2	6.8	7.4	60	10	3	4	1.2	0.2	10	3.0
DZF7.5	6.8	7.5	8.3	30	10	4	5	1.2	0.2	10	4.5
DZF8.2	7.4	8.2	9.1	30	10	4	6	1.2	0.2	10	4.9
DZF9.1	8.2	9.1	10.1	30	10	5	8	1.2	0.2	10	5.5
DZF10	9.0	10	11.0	30	10	6	9	1.2	0.2	10	6.0
DZF11	9.9	11	12.1	30	10	7	11	1.2	0.2	10	7.0
DZF12	10.8	12	13.2	30	10	8	13	1.2	0.2	10	8.0
DZF13	11.7	13	14.3	30	10	9	14	1.2	0.2	10	9.0
DZF15	13.5	15	16.5	30	10	11	17	1.2	0.2	10	10.0
DZF16	14.4	16	17.6	30	10	12	19	1.2	0.2	10	11.0
DZF18	16.2	18	19.8	30	10	14	23	1.2	0.2	10	13.0
DZF20	18.0	20	22.0	30	10	16	26	1.2	0.2	10	14.0
DZF22	19.8	22	24.2	30	10	18	28	1.2	0.2	10	16.0
DZF24	21.6	24	26.4	30	10	20	32	1.2	0.2	10	17.0
DZF27	24.3	27	29.7	30	10	23	36	1.2	0.2	10	19.0
DZF30	27.0	30	33.0	30	10	25	40	1.2	0.2	10	21.0
DZF33	29.7	33	36.3	30	10	26	41	1.2	0.2	10	26.4
DZF36	32.4	36	39.6	30	9	28	45	1.2	0.2	10	28.8



- No products described or contained herein are intended for use in surgical implants, life-support systems, aerospace equipment, nuclear power control systems, vehicles, disaster/crime-prevention equipment and the like, the failure of which may directly or indirectly cause injury, death or property loss.
- Anyone purchasing any products described or contained herein for an above-mentioned use shall:
 - ① Accept full responsibility and indemnify and defend SANYO ELECTRIC CO., LTD., its affiliates, subsidiaries and distributors and all their officers and employees, jointly and severally, against any and all claims and litigation and all damages, cost and expenses associated with such use:
 - ② Not impose any responsibility for any fault or negligence which may be cited in any such claim or litigation on SANYO ELECTRIC CO., LTD., its affiliates, subsidiaries and distributors or any of their officers and employees jointly or severally.
- Information (including circuit diagrams and circuit parameters) herein is for example only; it is not guaranteed for volume production. SANYO believes information herein is accurate and reliable, but no guarantees are made or implied regarding its use or any infringements of intellectual property rights or other rights of third parties.

This catalog provides information as of June, 1998. Specifications and information herein are subject to change without notice.