

**DWC010**

Silicon Epitaxial Planar Type

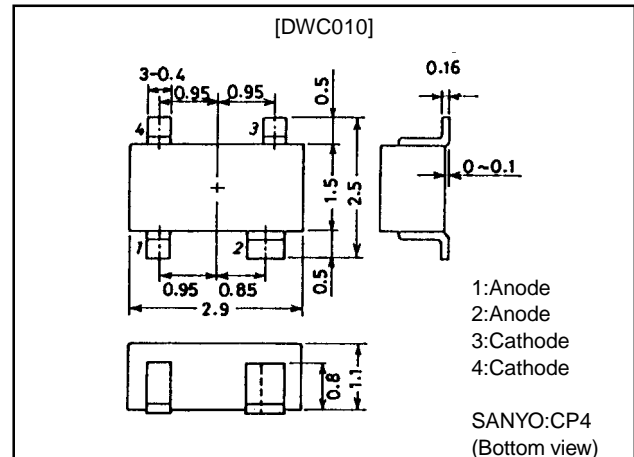
Ultrahigh-Speed Switching Diode**Features**

- Ideally suited for use in hybrid ICs because of very small-sized package.
- High breakdown voltage : $V_R=200V$.
- Small interterminal capacitance.

Package Dimensions

unit:mm

1164A

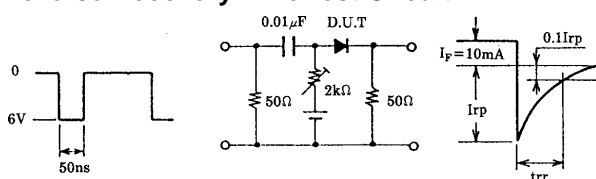
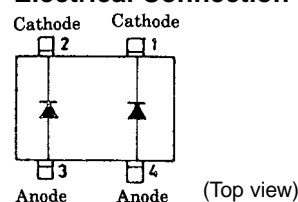
**Specifications****Absolute Maximum Ratings at $T_a = 25^\circ C$**

Parameter	Symbol	Conditions	Ratings	Unit
Peak Reverse Voltage	V_{RM}		250	V
Reverse Voltage	V_R		200	V
Peak Forward Current	I_{FM}	Unit Rating	300	mA
		Total Rating	450	mA
Average Rectified Current	I_O	Unit Rating	100	mA
		Total Rating	150	mA
Surge Forward Current	I_{FSM}	1 μ s, unit rating	4	A
		1 μ s, total rating	6	A
Allowable Power Dissipation	P		200	mW
Junction Temperature	T_J		125	$^\circ C$
Storage Temperature	T_{stg}		-55 to +125	$^\circ C$

Electrical Characteristics at $T_a = 25^\circ C$

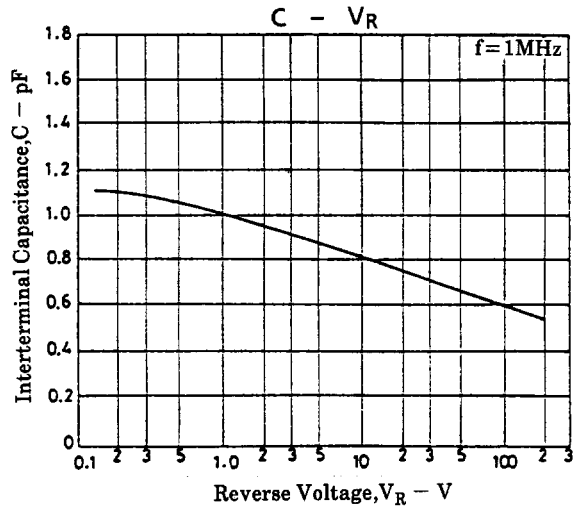
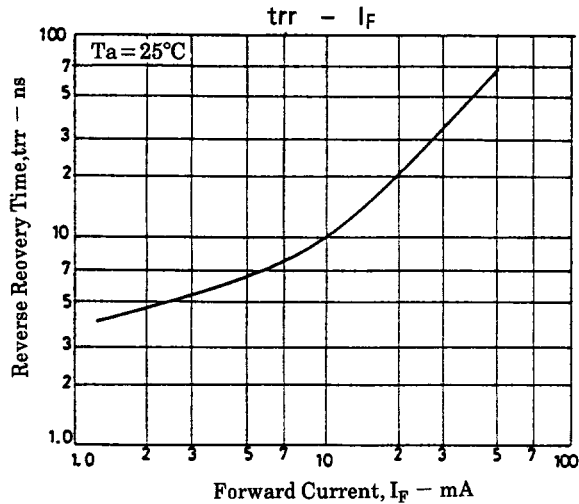
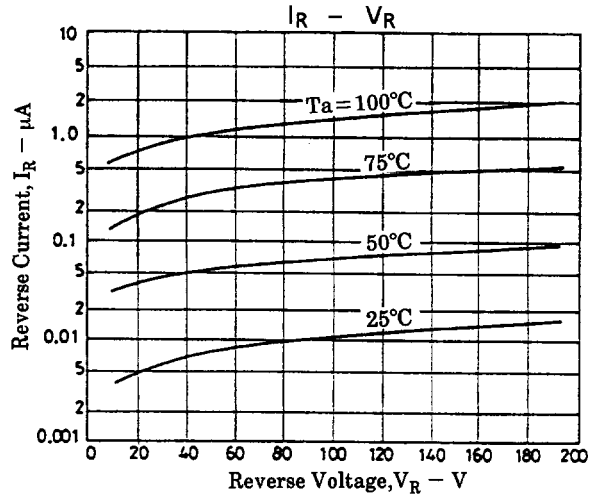
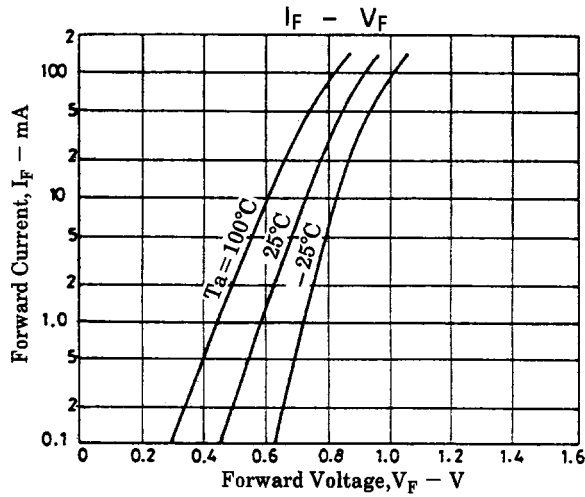
Parameter	Symbol	Conditions	Ratings			Unit
			min	typ	max	
Forward Voltage	V_{F1}	$I_F=10mA$		0.72		V
	V_{F2}	$I_F=100mA$			1.2	V
Reverse Current	I_{R1}	$V_R=50V$			0.1	μA
	I_{R2}	$V_R=200V$			1.0	μA
Interterminal Capacitance	C	$V_R=0V, f=1MHz$			3.0	pF
Reverse Recovery Time	t_{rr}	$I_F=10mA, V_R=6V, R_L=50\Omega, I_{rr}=0.1I_{rp}$			60	ns

Marking : AW

Reverse Recovery Time Test Circuit**Electrical Connection**

SANYO Electric Co.,Ltd. Semiconductor Business Headquarters
TOKYO OFFICE, Tokyo Bldg., 1-10, Chome, Ueno, Taito-ku, TOKYO, 110-8534 JAPAN

DWC010



■ No products described or contained herein are intended for use in surgical implants, life-support systems, aerospace equipment, nuclear power control systems, vehicles, disaster/crime-prevention equipment and the like, the failure of which may directly or indirectly cause injury, death or property loss.

■ Anyone purchasing any products described or contained herein for an above-mentioned use shall:

- ① Accept full responsibility and indemnify and defend SANYO ELECTRIC CO., LTD., its affiliates, subsidiaries and distributors and all their officers and employees, jointly and severally, against any and all claims and litigation and all damages, cost and expenses associated with such use:
- ② Not impose any responsibility for any fault or negligence which may be cited in any such claim or litigation on SANYO ELECTRIC CO., LTD., its affiliates, subsidiaries and distributors or any of their officers and employees jointly or severally.

■ Information (including circuit diagrams and circuit parameters) herein is for example only; it is not guaranteed for volume production. SANYO believes information herein is accurate and reliable, but no guarantees are made or implied regarding its use or any infringements of intellectual property rights or other rights of third parties.

This catalog provides information as of June, 1998. Specifications and information herein are subject to change without notice.