

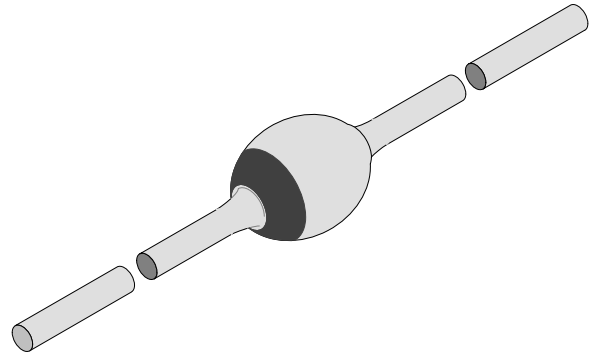
Silicon Mesa Rectifiers

Features

- Glass passivated junction
- Hermetically sealed package

Applications

Fast rectifier and switch for TV-line output circuits and switch mode power supply



94 9539

Absolute Maximum Ratings

$T_j = 25^\circ\text{C}$

Parameter	Test Conditions	Type	Symbol	Value	Unit
Reverse voltage, crest working reverse voltage		BY203/12S	V_{RWM}	1200	V
		BY203/16S	V_{RWM}	1600	V
		BY203/20S	V_{RWM}	2000	V
Average forward current			I_{FAV}	250	mA
Peak forward surge current	$t_p=0.1\text{ms}$		I_{FSM}	20	A
Junction temperature			T_j	150	$^\circ\text{C}$
Storage temperature range			T_{stg}	-55...+150	$^\circ\text{C}$

Maximum Thermal Resistance

$T_j = 25^\circ\text{C}$

Parameter	Test Conditions	Symbol	Value	Unit
Junction ambient	$l=5\text{mm}, T_L=\text{constant}$	R_{thJA}	50	K/W
	maximum lead length	R_{thJA}	100	K/W

Characteristics

$T_j = 25^\circ\text{C}$

Parameter	Test Conditions	Type	Symbol	Min	Typ	Max	Unit
Forward voltage	$I_F=200\text{mA}$, $t_p/T=0.01$, $t_p=0.3\text{ms}$		V_F			2.4	V
Reverse current	$V_R=700\text{V}$	BY203/12S	I_R			2	μA
	$V_R=1000\text{V}$	BY203/16S	I_R			2	μA
	$V_R=1200\text{V}$	BY203/20S	I_R			2	μA
Breakdown voltage	$I_R=100\mu\text{A}$, $t_p/T=0.01$, $t_p=0.3\text{ms}$	BY203/12S	$V_{(BR)}$	1200			V
		BY203/16S	$V_{(BR)}$	1600			V
		BY203/20S	$V_{(BR)}$	2000			V
Reverse recovery time	$I_F=0.5\text{A}$, $I_R=1\text{A}$, $i_R=0.25\text{A}$		t_{rr}			300	ns

Typical Characteristics ($T_j = 25^\circ\text{C}$ unless otherwise specified)

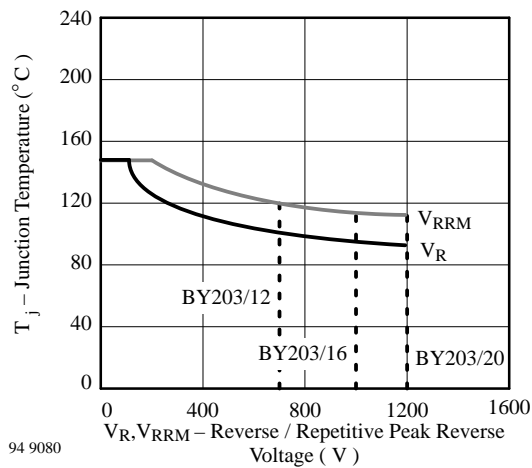



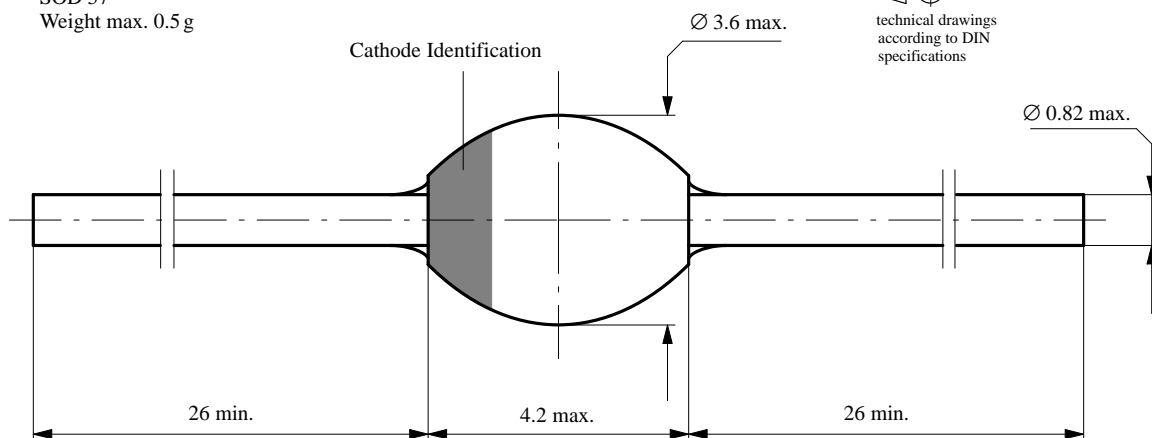
Figure 1. Junction Temperature vs. Reverse/Repetitive Peak Reverse Voltage

Dimensions in mm

Sintered Glass Case
SOD 57
Weight max. 0.5 g

 technical drawings according to DIN specifications

94 9538



Ozone Depleting Substances Policy Statement

It is the policy of **TEMIC TELEFUNKEN microelectronic GmbH** to

1. Meet all present and future national and international statutory requirements.
2. Regularly and continuously improve the performance of our products, processes, distribution and operating systems with respect to their impact on the health and safety of our employees and the public, as well as their impact on the environment.

It is particular concern to control or eliminate releases of those substances into the atmosphere which are known as ozone depleting substances (ODSs).

The Montreal Protocol (1987) and its London Amendments (1990) intend to severely restrict the use of ODSs and forbid their use within the next ten years. Various national and international initiatives are pressing for an earlier ban on these substances.

TEMIC TELEFUNKEN microelectronic GmbH semiconductor division has been able to use its policy of continuous improvements to eliminate the use of ODSs listed in the following documents.

1. Annex A, B and list of transitional substances of the Montreal Protocol and the London Amendments respectively
2. Class I and II ozone depleting substances in the Clean Air Act Amendments of 1990 by the Environmental Protection Agency (EPA) in the USA
3. Council Decision 88/540/EEC and 91/690/EEC Annex A, B and C (transitional substances) respectively.

TEMIC can certify that our semiconductors are not manufactured with ozone depleting substances and do not contain such substances.

We reserve the right to make changes to improve technical design and may do so without further notice.

Parameters can vary in different applications. All operating parameters must be validated for each customer application by the customer. Should the buyer use TEMIC products for any unintended or unauthorized application, the buyer shall indemnify TEMIC against all claims, costs, damages, and expenses, arising out of, directly or indirectly, any claim of personal damage, injury or death associated with such unintended or unauthorized use.

TEMIC TELEFUNKEN microelectronic GmbH, P.O.B. 3535, D-74025 Heilbronn, Germany
Telephone: 49 (0)7131 67 2831, Fax number: 49 (0)7131 67 2423