

SMALL SIGNAL SCHOTTKY DIODE

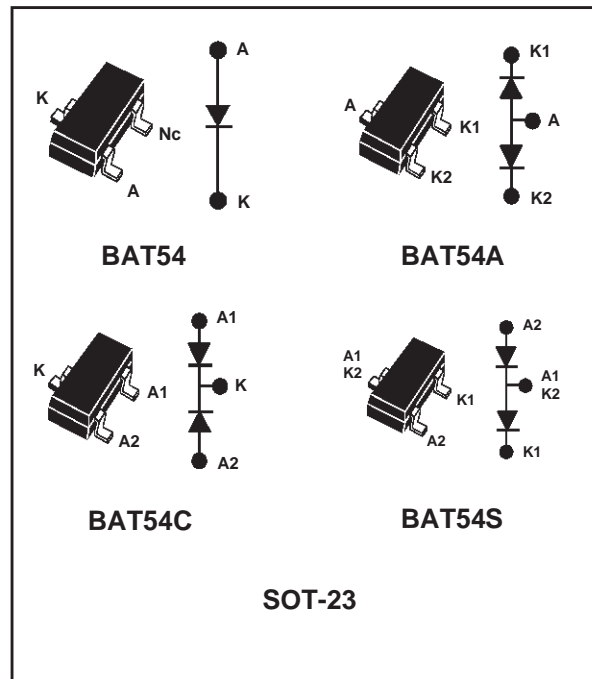
FEATURES AND BENEFITS

- VERY SMALL CONDUCTION LOSSES
- NEGLIGIBLE SWITCHING LOSSES
- LOW FORWARD VOLTAGE DROP
- SURFACE MOUNT DEVICE

DESCRIPTION

Schottky barrier diodes encapsulated in a SOT-23 small SMD packages.

Single and double diodes with different pinning are available.



ABSOLUTE RATINGS (limiting values)

Symbol	Parameter		Value	Unit
V_{RRM}	Repetitive peak reverse voltage		30	V
I_F	Continuous forward current		0.3	A
I_{FSM}	Surge non repetitive forward current	tp=10ms sinusoidal	1	A
P_{tot}	Power dissipation (note 1)		250	mW
T_{stg}	Maximum storage temperature range		- 65 to +150	°C
T_j	Maximum operating junction temperature *		150	°C
T_L	Maximum temperature for soldering during 10s		260	°C

Note 1: for double diodes, P_{tot} is the total dissipation of both diodes

* : $\frac{dP_{tot}}{dT_j} < \frac{1}{R_{th(j-a)}}$ thermal runaway condition for a diode on its own heatsink

BAT54 series

THERMAL RESISTANCE

Symbol	Parameter	Value	Unit
$R_{th(j-a)}$	Junction to ambient (*)	400	°C/W

(*) Mounted on ceramic substrate: 7 x 5 x 0.5 mm

STATIC ELECTRICAL CHARACTERISTICS (per diode)

Symbol	Parameters	Tests Conditions	Min.	Typ.	Max.	Unit	
V_F^*	Forward voltage drop	$T_{amb} = 25^\circ\text{C}$	$I_F = 0.1 \text{ mA}$			240	mV
			$I_F = 1 \text{ mA}$			320	
			$I_F = 10 \text{ mA}$			400	
			$I_F = 30 \text{ mA}$			500	
			$I_F = 100 \text{ mA}$			900	
I_R^{**}	Reverse current	$T_{amb} = 25^\circ\text{C}$	$V_R = 30 \text{ V}$			1	μA
		$T_{amb} = 100^\circ\text{C}$				100	

Pulse test : * $t_p = 380 \mu\text{s}$, $\delta < 2\%$

** $t_p = 5 \text{ ms}$, $\delta < 2\%$

DYNAMIC CHARACTERISTICS ($T_j = 25^\circ\text{C}$)

Symbol	Parameters	Tests Conditions	Min.	Typ.	Max.	Unit
C	Junction Capacitance	$T_{amb} = 25^\circ\text{C}$ $V_R = 1 \text{ V}$ $f = 1 \text{ MHz}$			10	pF
t_{rr}	Reverse Recovery Time	$I_F = 10 \text{ mA}$ $I_{rr} = 10 \text{ mA}$ $I_{rr} = 1 \text{ mA}$ $R_L = 100 \Omega$			5	ns

Fig.1 : Average forward power dissipation versus average forward current.

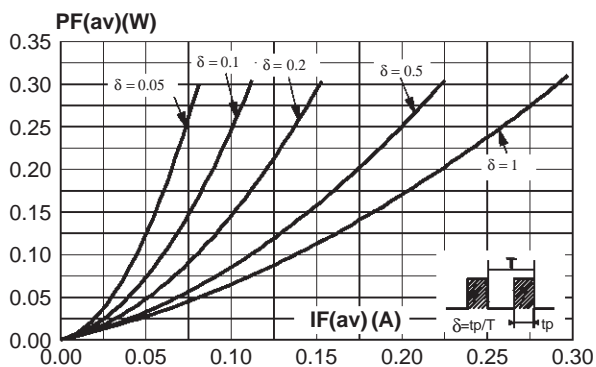


Fig.2 : Average forward current versus ambient temperature ($\delta = 1$).

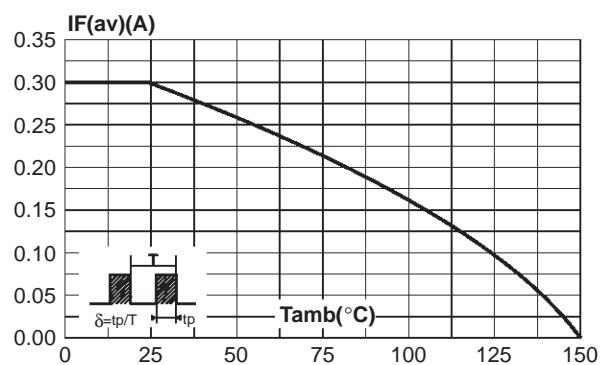


Fig.3 : Non repetitive surge peak forward current versus overload duration (maximum values).

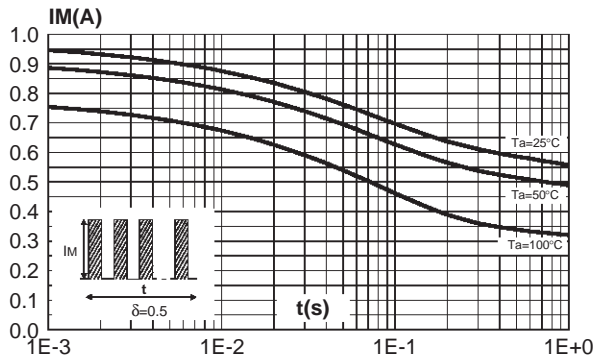


Fig.4 : Relative variation of thermal impedance junction to ambient versus pulse duration (alumine substrate 10mm x 8mm x 0.5mm).

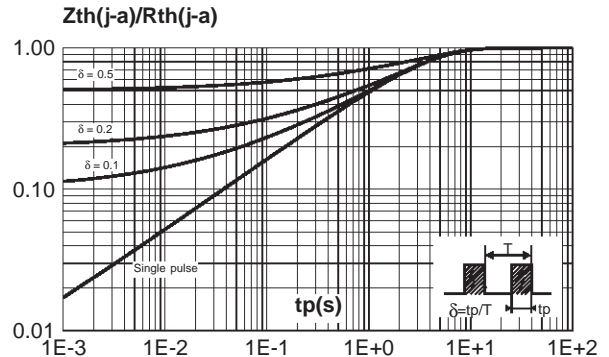


Fig.5 : Reverse leakage current versus reverse voltage applied (typical values).

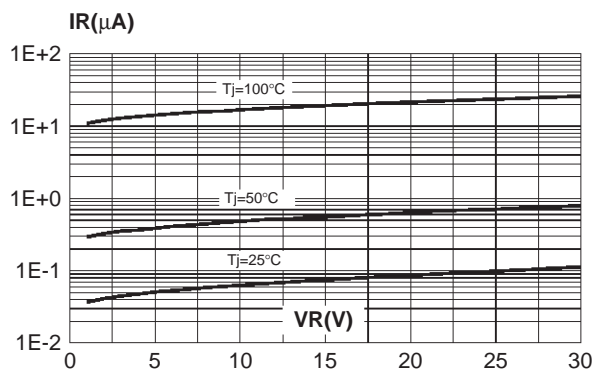


Fig.6 : Reverse leakage current versus junction temperature.

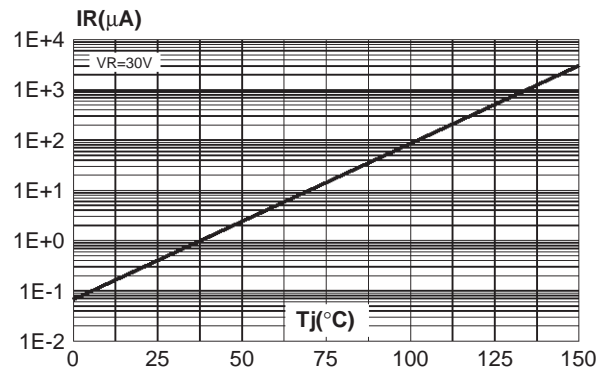


Fig.7 : Junction capacitance versus reverse voltage applied (typical values).

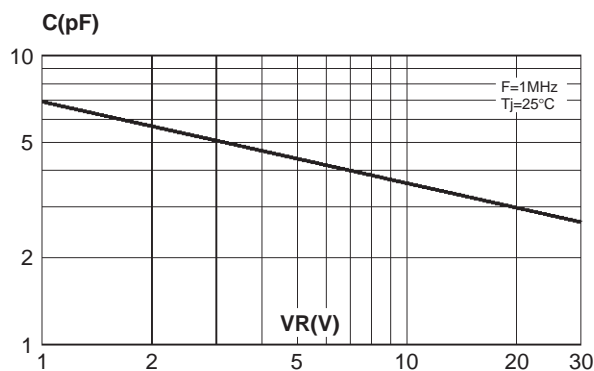
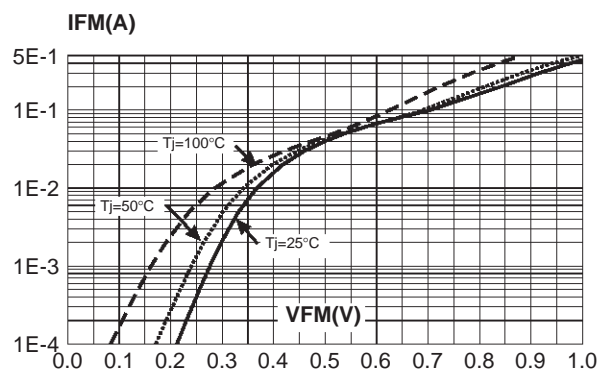
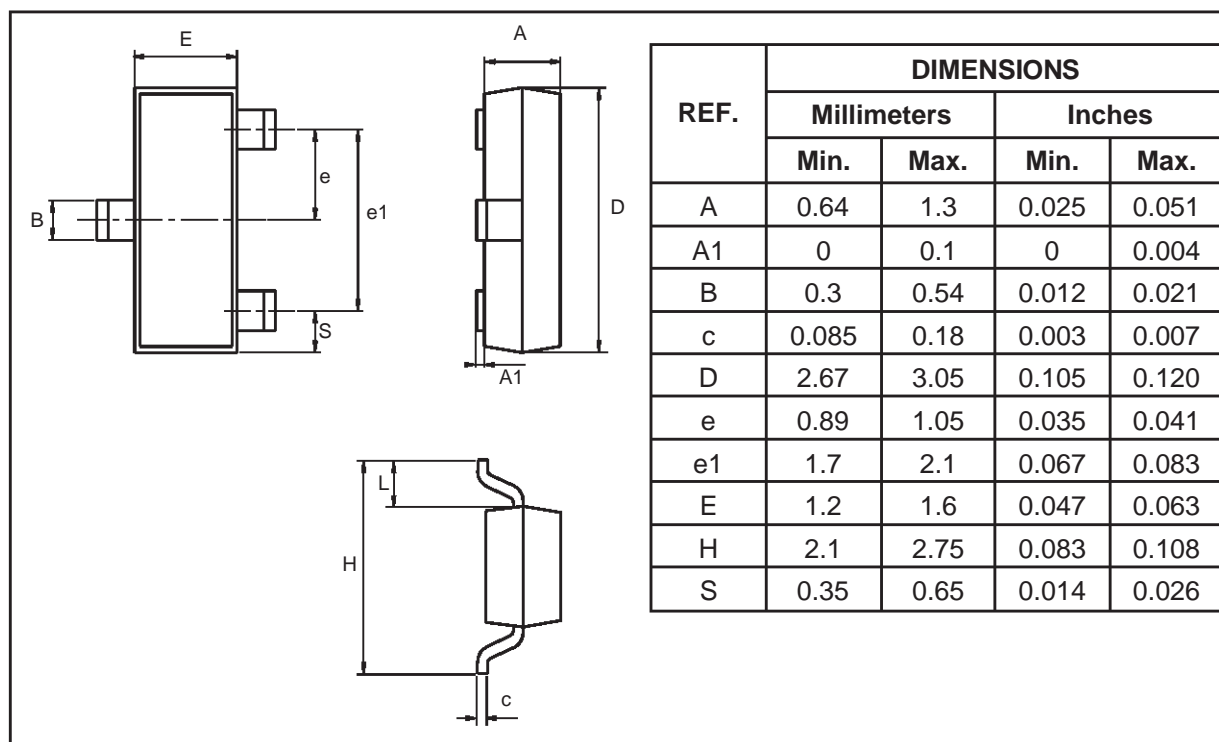


Fig.8 : Forward voltage drop versus forward current (typical values).



BAT54 series

PACKAGE MECHANICAL DATA SOT-23



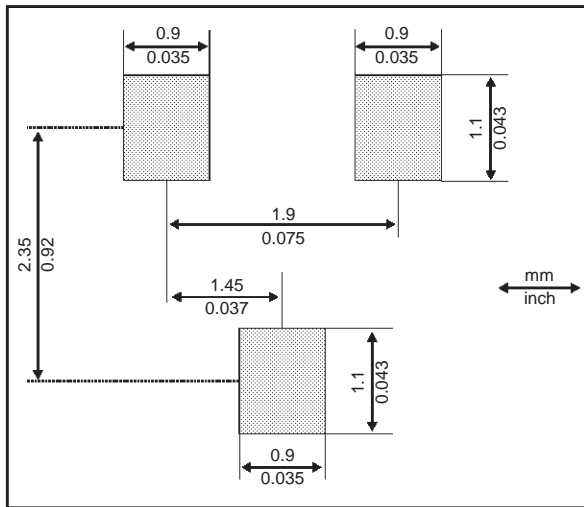
Ordering type	Marking	Package	Weight	Base qty	Delivery mode
BAT54FILM	D86	SOT-23	0.01g	3000	Tape & reel
BAT54AFILM	D84	SOT-23	0.01g	3000	Tape & reel
BAT54CFILM	D87	SOT-23	0.01g	3000	Tape & reel
BAT54SFILM	D88	SOT-23	0.01g	3000	Tape & reel

■ Epoxy meets UL94,V0

FOOTPRINT DIMENSIONS

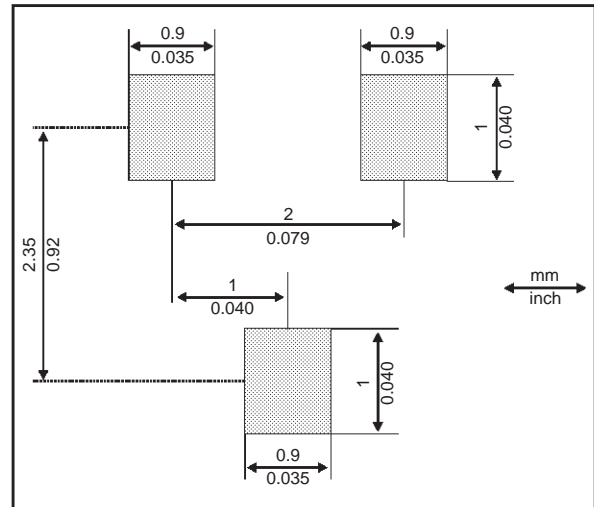
COMPATIBLE SOT-23 / SC-59

(in millimeters and inches)



OPTIMIZED SOT-23 FOOTPRINT DIMENSIONS

(in millimeters and inches)



Information furnished is believed to be accurate and reliable. However, STMicroelectronics assumes no responsibility for the consequences of use of such information nor for any infringement of patents or other rights of third parties which may result from its use. No license is granted by implication or otherwise under any patent or patent rights of STMicroelectronics. Specifications mentioned in this publication are subject to change without notice. This publication supersedes and replaces all information previously supplied. STMicroelectronics products are not authorized for use as critical components in life support devices or systems without express written approval of STMicroelectronics.

The ST logo is a registered trademark of STMicroelectronics

© 1998 STMicroelectronics - Printed in Italy - All rights reserved.

STMicroelectronics GROUP OF COMPANIES

Australia - Brazil - Canada - China - France - Germany - Italy - Japan - Korea - Malaysia - Malta - Mexico - Morocco -
The Netherlands - Singapore - Spain - Sweden - Switzerland - Taiwan - Thailand - United Kingdom - U.S.A.

<http://www.st.com>