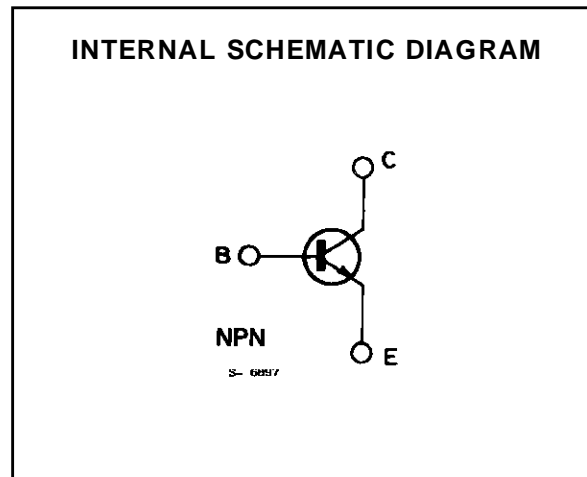



**GENERAL PURPOSE AMPLIFIERS**

**DESCRIPTION**

The 2N3700 is a silicon planar epitaxial NPN transistor in Jedec TO-18 metal case, intended for small signal, low noise industrial applications.



**ABSOLUTE MAXIMUM RATINGS**

Symbol	Parameter	Value	Unit
$V_{CBO}$	Collector-base Voltage ( $I_E = 0$ )	140	V
$V_{CEO}$	Collector-emitter Voltage ( $I_B = 0$ )	80	V
$V_{EBO}$	Emitter-base Voltage ( $I_C = 0$ )	7	V
$I_C$	Collector Current	1	A
$P_{tot}$	Total Power Dissipation at $T_{amb} \leq 25\text{ }^\circ\text{C}$	0.5	W
	at $T_{case} \leq 25\text{ }^\circ\text{C}$	1.8	W
	at $T_{case} \leq 100\text{ }^\circ\text{C}$	1	W
$T_{stg}, T_j$	Storage and Junction Temperature	- 65 to 200	$^\circ\text{C}$

**THERMAL DATA**

$R_{th\ j-case}$	Thermal Resistance Junction-case	Max	97	°C/W
$R_{th\ j-amb}$	Thermal Resistance Junction-ambient	Max	350	°C/W

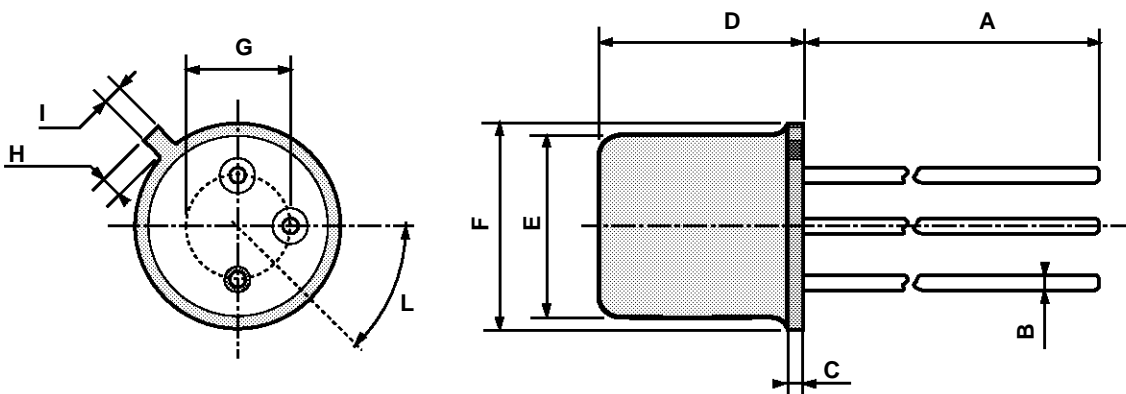
**ELECTRICAL CHARACTERISTICS** ( $T_{amb} = 25\text{ °C}$  unless otherwise specified)

Symbol	Parameter	Test Conditions	Min.	Typ.	Max.	Unit
$I_{CBO}$	Collector Cutoff Current ( $I_E = 0$ )	$V_{CB} = 90\text{ V}$ $V_{CB} = 90\text{ V}$ $T_{amb} = 150\text{ °C}$			10 10	nA μA
$I_{EBO}$	Emitter Cutoff Current ( $I_C = 0$ )	$V_{EB} = 5\text{ V}$			10	nA
$V_{(BR)CBO}$	Collector-base Breakdown Voltage ( $I_E = 0$ )	$I_C = 100\text{ μA}$	140			V
$V_{(BR)CEO}^*$	Collector-emitter Breakdown Voltage ( $I_B = 0$ )	$I_C = 30\text{ mA}$	80			V
$V_{(BR)EBO}$	Emitter-base Breakdown Voltage ( $I_C = 0$ )	$I_E = 100\text{ μA}$	7			V
$V_{CE(sat)}^*$	Collector-emitter Saturation Voltage	$I_C = 150\text{ mA}$ $I_B = 15\text{ mA}$ $I_C = 500\text{ mA}$ $I_B = 50\text{ mA}$			0.2 0.5	V V
$V_{BE(sat)}^*$	Base-emitter Saturation Voltage	$I_C = 150\text{ mA}$ $I_B = 15\text{ mA}$			1.1	V
$h_{FE}^*$	DC Current Gain	$I_C = 0.1\text{ mA}$ $V_{CE} = 10\text{ V}$ $I_C = 10\text{ mA}$ $V_{CE} = 10\text{ V}$ $I_C = 150\text{ mA}$ $V_{CE} = 10\text{ V}$ $I_C = 500\text{ mA}$ $V_{CE} = 10\text{ V}$ $I_C = 1\text{ A}$ $V_{CE} = 10\text{ V}$ $I_C = 150\text{ mA}$ $V_{CE} = 10\text{ V}$ $T_{amb} = -55\text{ °C}$	50 90 100 50 15 40		300	
$h_{fe}$	Small Signal Current Gain	$I_C = 1\text{ mA}$ $V_{CE} = 5\text{ V}$ $f = 1\text{ kHz}$	80		400	
$f_T$	Transition Frequency	$I_C = 50\text{ mA}$ $V_{CE} = 10\text{ V}$ $f = 20\text{ MHz}$		100		MHz
$C_{EBO}$	Emitter-base Capacitance	$I_C = 0$ $V_{EB} = 0.5\text{ V}$ $f = 1\text{ MHz}$		60		pF
$C_{CBO}$	Collector-base Capacitance	$I_E = 0$ $V_{CB} = 10\text{ V}$ $f = 1\text{ MHz}$		12		pF
$r_{bb} \cdot C_{b'c}$	Feedback Time Constant	$I_C = 10\text{ mA}$ $V_{CB} = 10\text{ V}$ $f = 4\text{ MHz}$	25		400	ps

\* Pulsed : pulse duration = 300 μs, duty cycle = 1 %.

## TO-18 MECHANICAL DATA

DIM.	mm			inch		
	MIN.	TYP.	MAX.	MIN.	TYP.	MAX.
A		12.7			0.500	
B			0.49			0.019
D			5.3			0.208
E			4.9			0.193
F			5.8			0.228
G	2.54			0.100		
H			1.2			0.047
I			1.16			0.045
L	45°			45°		



0016043

Information furnished is believed to be accurate and reliable. However, SGS-THOMSON Microelectronics assumes no responsibility for the consequences of use of such information nor for any infringement of patents or other rights of third parties which may result from its use. No license is granted by implication or otherwise under any patent or patent rights of SGS-THOMSON Microelectronics. Specifications mentioned in this publication are subject to change without notice. This publication supersedes and replaces all information previously supplied. SGS-THOMSON Microelectronics products are not authorized for use as critical components in life support devices or systems without express written approval of SGS-THOMSON Microelectronics.

© 1994 SGS-THOMSON Microelectronics - All Rights Reserved

SGS-THOMSON Microelectronics GROUP OF COMPANIES  
Australia - Brazil - France - Germany - Hong Kong - Italy - Japan - Korea - Malaysia - Malta - Morocco - The Netherlands -  
Singapore - Spain - Sweden - Switzerland - Taiwan - Thailand - United Kingdom - U.S.A